

**GA Milestones End of Course Results  
Spring 2018 Administration**

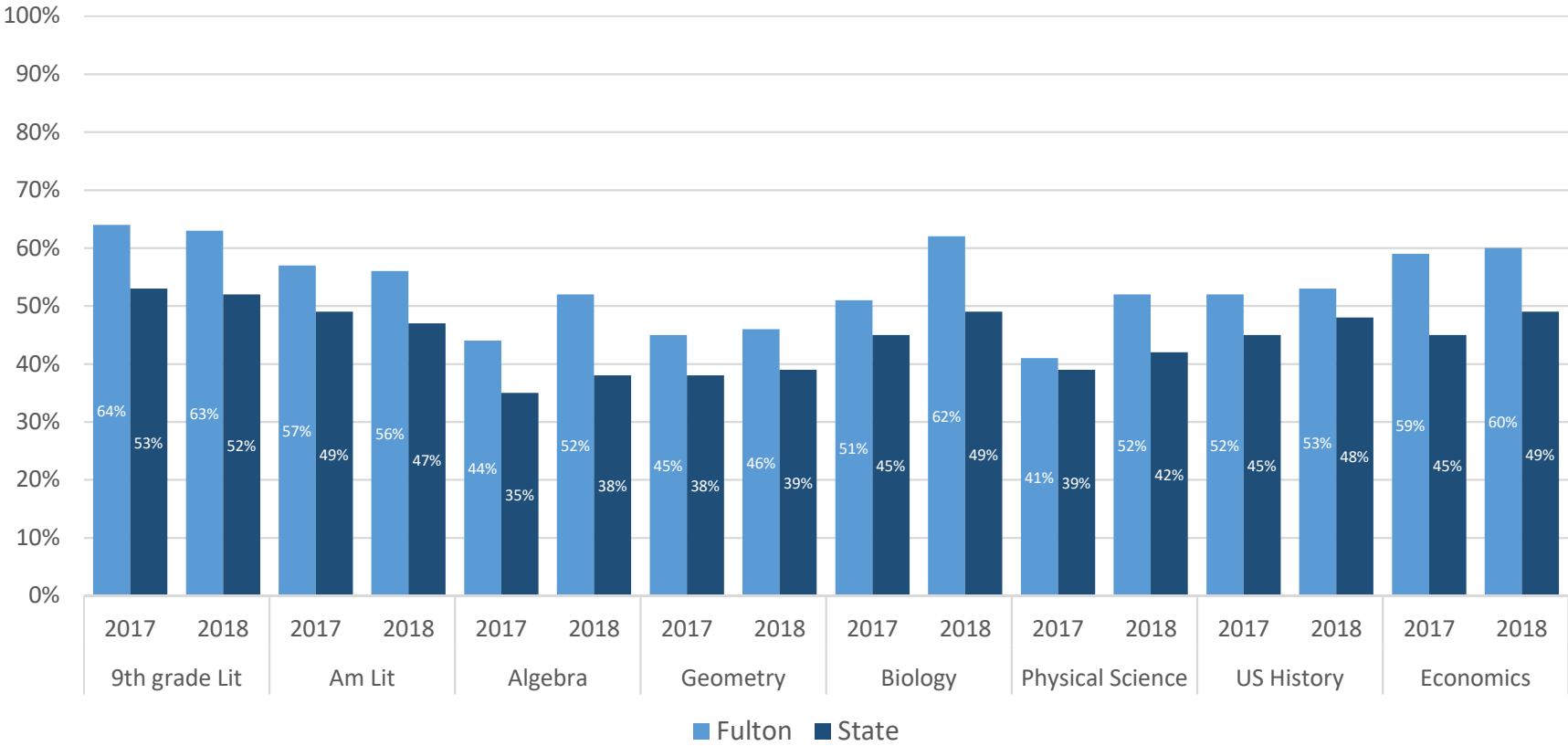
	Number of Students	Scale Score	Level 2	Level 3	Level 4	Developing and Proficient (Level 2, 3&4) Percent	(+/-)	Proficient (Level 3&4) Percent	(+/-)	Norm-Reference Percentile	(+/-)
<b>Ninth Grade Literature &amp; Composition</b>											
Fulton	7,932	535	24	47	16	86	-2	62	-2	72	-3
RESA	48,605	527	27	44	12	83	-2	56	-2	65	-2
State	113,530	521	30	43	9	82	-2	52	-1	62	-2
<b>American Literature and Composition</b>											
Fulton	7,254	531	27	37	19	83	-1	56	-1	70	1
RESA	43,748	526	29	37	15	81	-2	52	-1	64	0
State	99,809	519	32	36	11	79	-3	47	-2	61	0
<b>Algebra</b>											
Fulton	8,407	535	25	30	22	76	4	51	7	85	3
RESA	46,952	525	30	29	16	75	1	45	2	81	0
State	106,329	514	34	27	11	72	2	38	3	78	1
<b>Geometry</b>											
Fulton	6,241	521	24	30	16	70	-2	46	1	76	-1
RESA	36,487	517	29	30	12	71	-3	42	1	73	-6
State	84,531	512	30	29	10	69	-6	39	1	70	-2
<b>Biology</b>											
Fulton	6,586	552	18	37	25	81	9	63	12	82	6
RESA	45,625	535	20	34	19	73	1	53	3	73	0
State	103,845	526	22	34	15	71	1	49	4	68	0
<b>Physical Science</b>											
Fulton	3,798	537	24	33	19	76	12	53	12	74	10
RESA	29,110	532	27	33	17	76	6	49	5	69	3
State	77,889	520	31	31	11	73	6	43	4	65	3
<b>United States History</b>											
Fulton	6,769	533	25	33	20	78	0	53	1	58	-4
RESA	42,689	531	27	35	17	80	2	53	4	57	-1
State	98,088	523	29	34	14	76	0	47	2	52	-2
<b>Economics</b>											
Fulton	3,208	550	22	36	24	82	2	60	1	66	-5
RESA	26,081	538	26	38	17	81	5	55	4	56	-4
State	61,891	528	27	36	13	76	4	49	4	51	-4

Due to rounding percentages may not total 100%

RESA - Regional Educational Service Agency schools include Atlanta Public Schools, Buford City, Clayton County, Cobb County

DeKalb County, Douglas County, Forsyth County, Fulton County, Gwinnett County, Marietta City, and Rockdale County school systems

## GA Milestones End of Course - Spring 2018 Administration Percent of Students Proficient (Levels 3 and 4)



## Georgia Milestones

**Achievement Levels refer to a range of scores that define a specific level of achievement. There are four achievement levels.**

Distinguished Learner	Students demonstrate <i>advanced</i> proficiency in the knowledge and skills necessary at this grade level/course
Proficient Learner	Students demonstrate proficiency in the knowledge and skills necessary at this grade level/course
Developing Learner	Students demonstrate <i>partial</i> proficiency in the knowledge and skills necessary at this grade level/course
Beginning Learner	Students <i>do not yet</i> demonstrate proficiency in the knowledge and skills necessary at this grade level/course

### Reading Status

Reading Status is reported as either On/above Grade Level or Below Grade Level

Reading status is reported based on a subset of reading items

### Norm-Referenced Performance

GA Milestones assessments include 20 test items from the TerraNova, a national norm-referenced test.

These items are a sample and allow students to receive a national percentile score.

The Median National Percentile is the score provided.

The median national percentile is the score that divides the distribution of students in half.

The median national percentile for the nation is 50 - half of the students score above 50 and half below 50.

For example, a student who scores a 65 percentile scores the same or better than 65% of the national norming group.

This score can provide a general indicator or barometer of student performance relative to their national peers.

Because this is a sample of items and not a full norm-referenced test, this score may not be used for gifted program identification.

**+/-** Change in scores from previous year

# Fulton County Schools

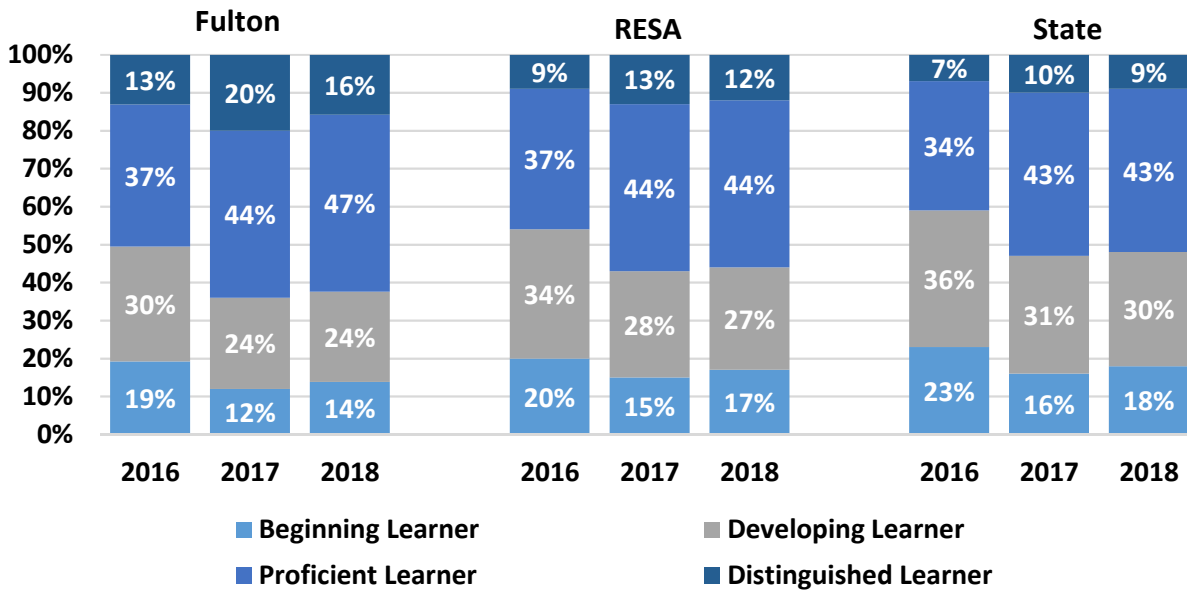
## GA Milestones End of Course Results

### Spring 2018 Administration

#### Achievement by Performance Level

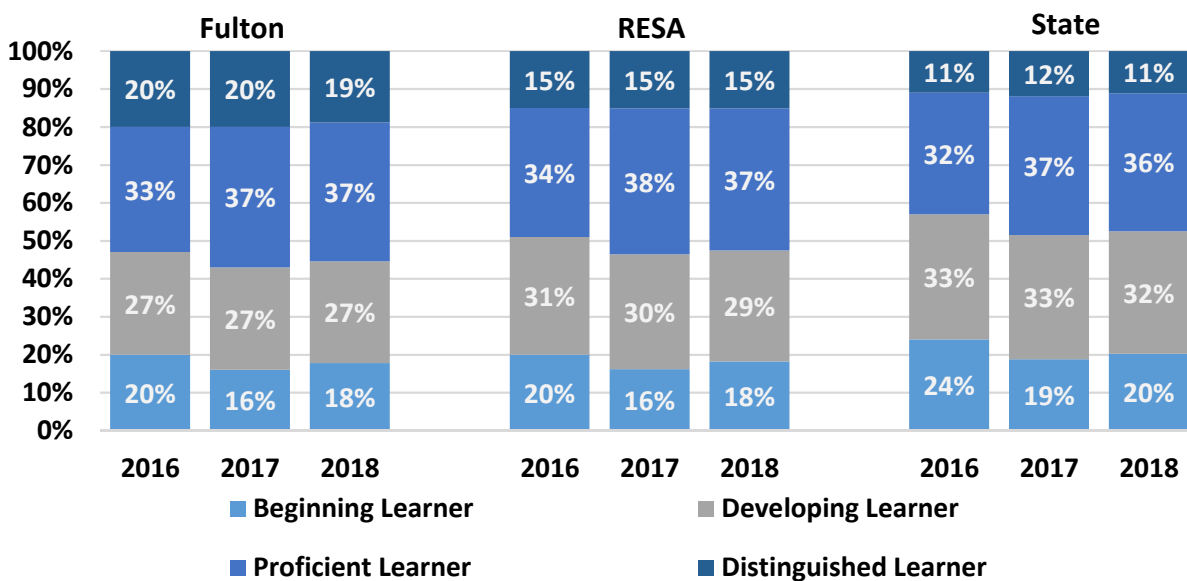
### Ninth Grade Literature and Composition

Percent of Students in Each Performance Level



### American Literature and Composition

Percent of Students in Each Performance Level

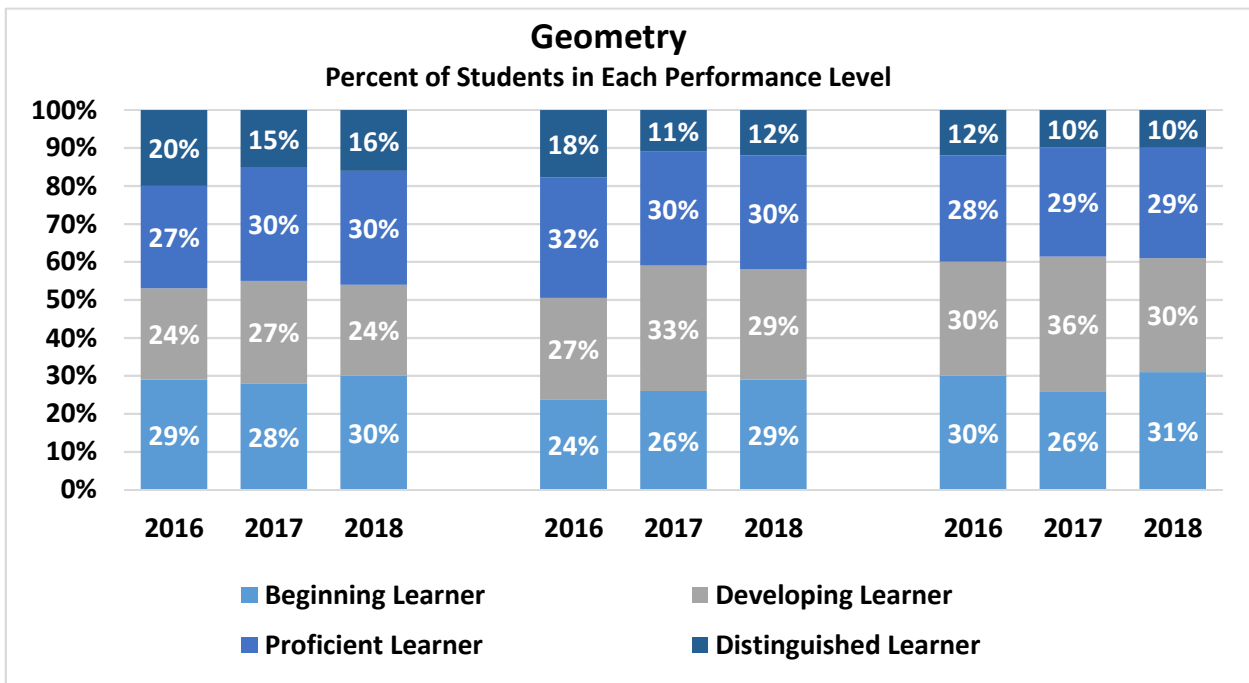
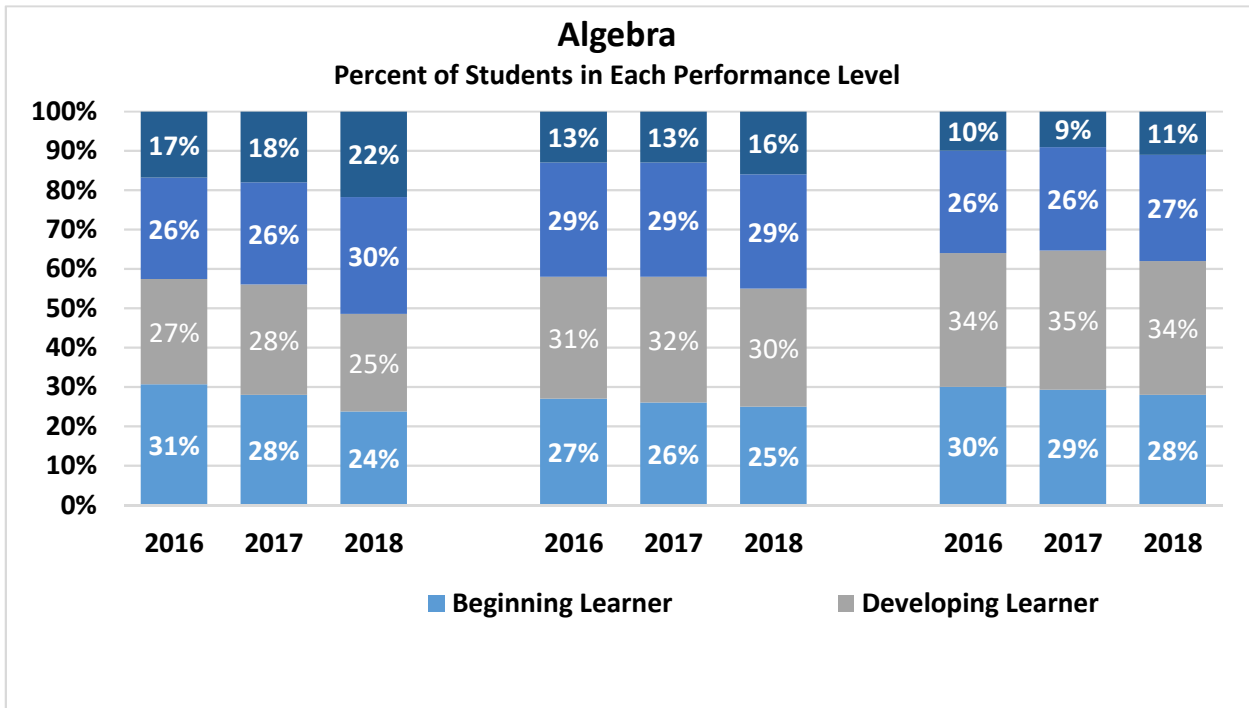


# Fulton County Schools

## GA Milestones End of Course Results

### Spring 2018 Administration

#### Achievement by Performance Level

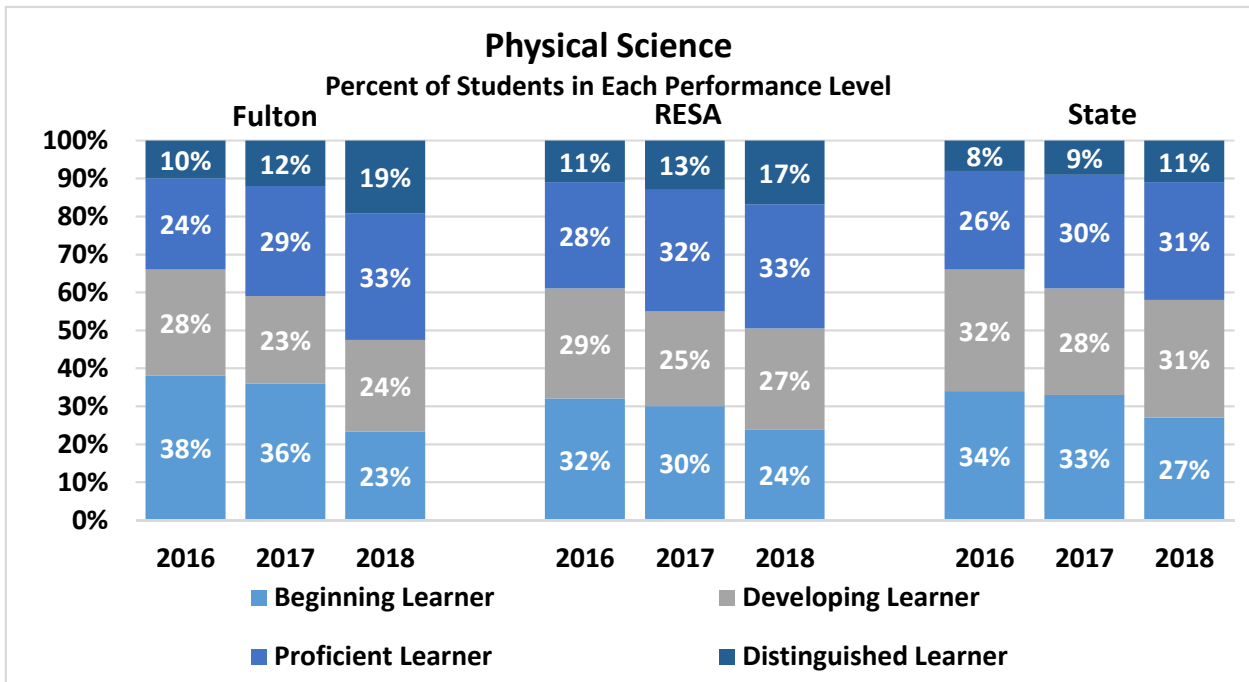
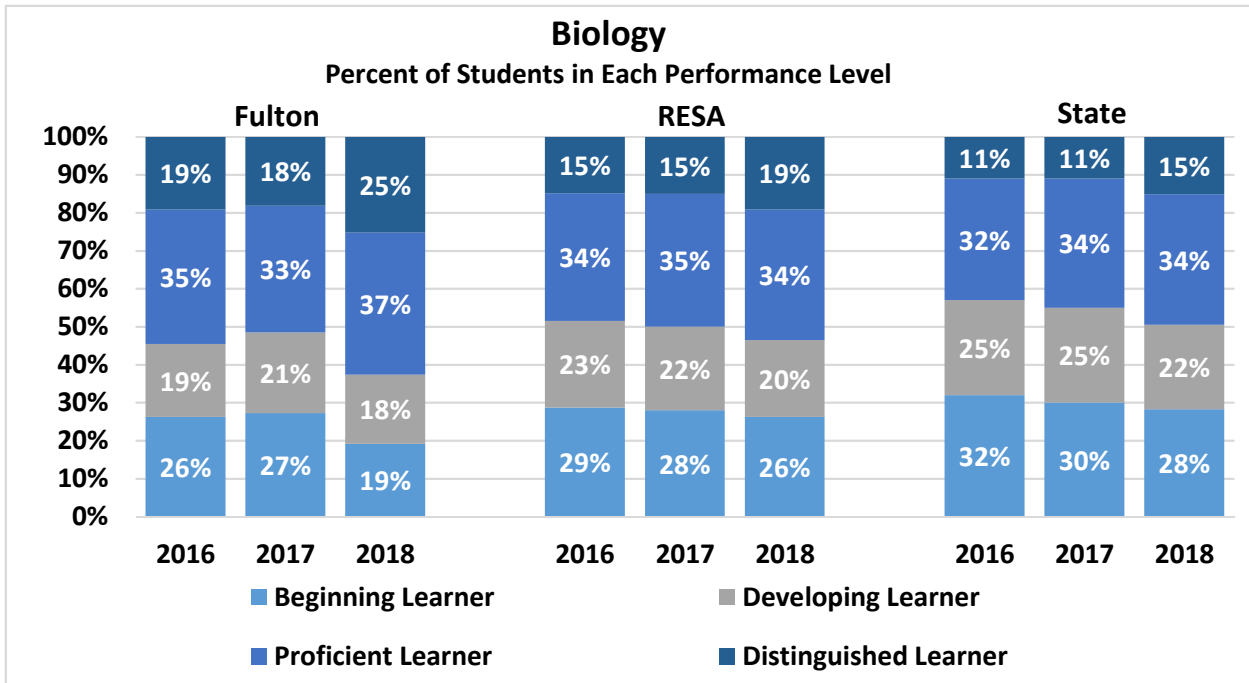


# Fulton County Schools

## GA Milestones End of Course Results

### Spring 2018 Administration

#### Achievement by Performance Level

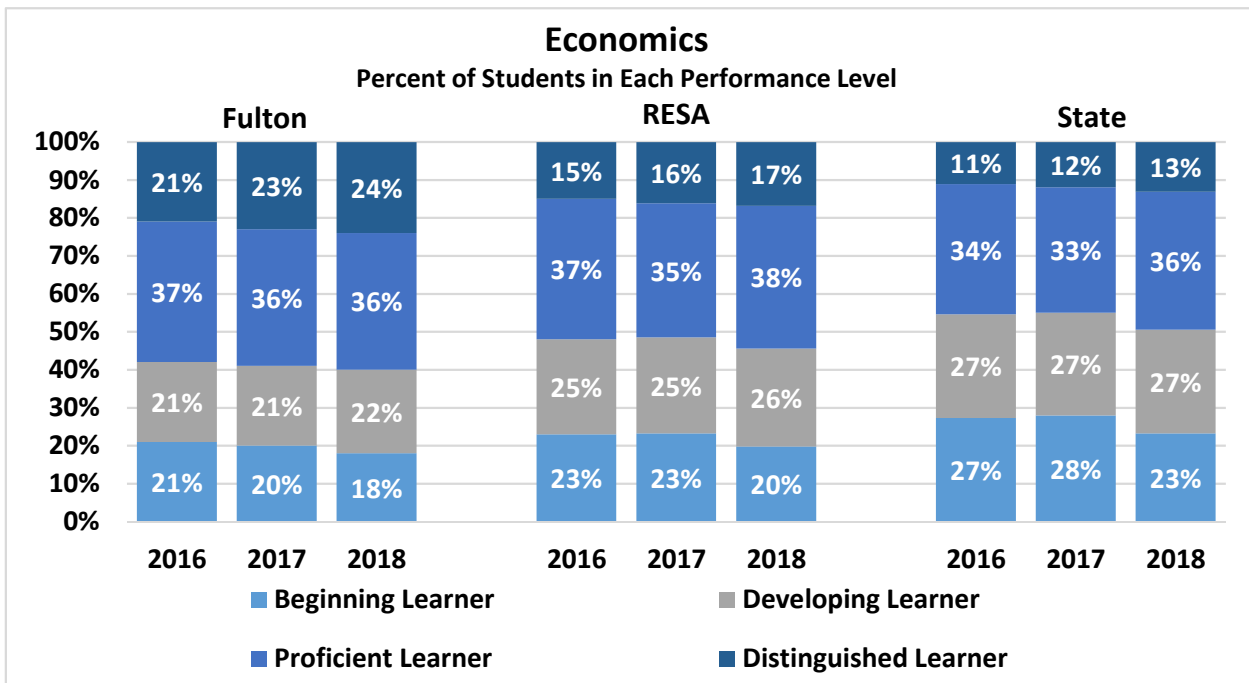
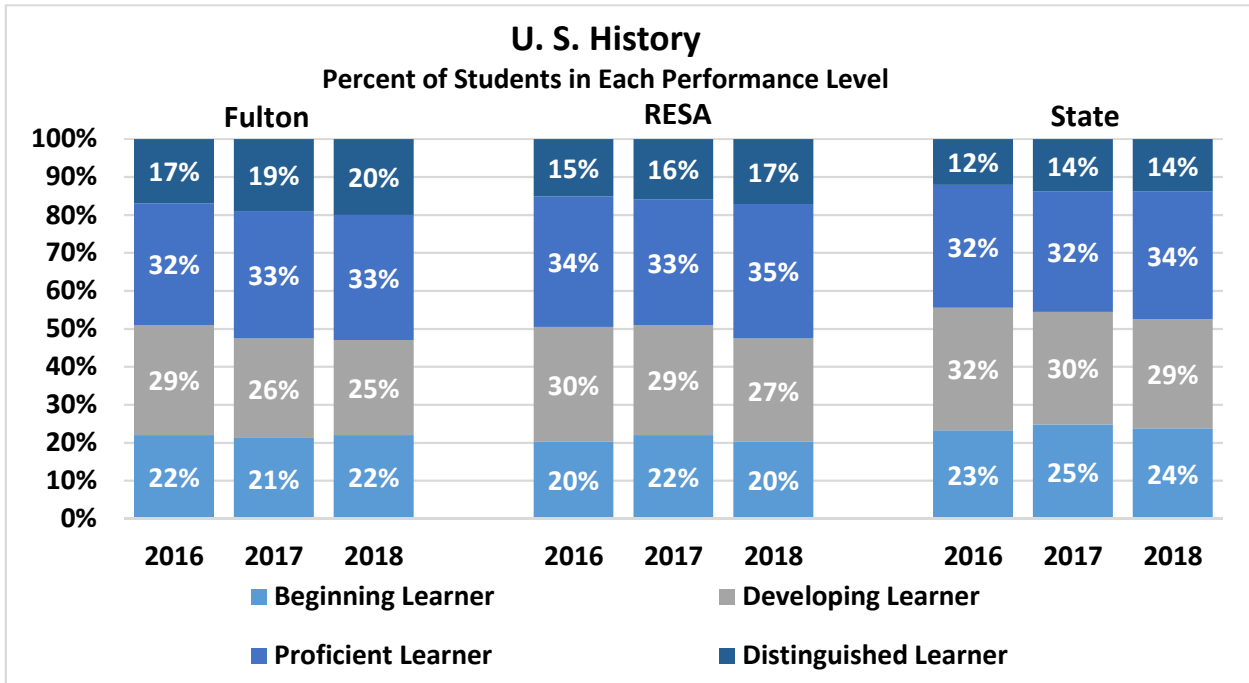


# Fulton County Schools

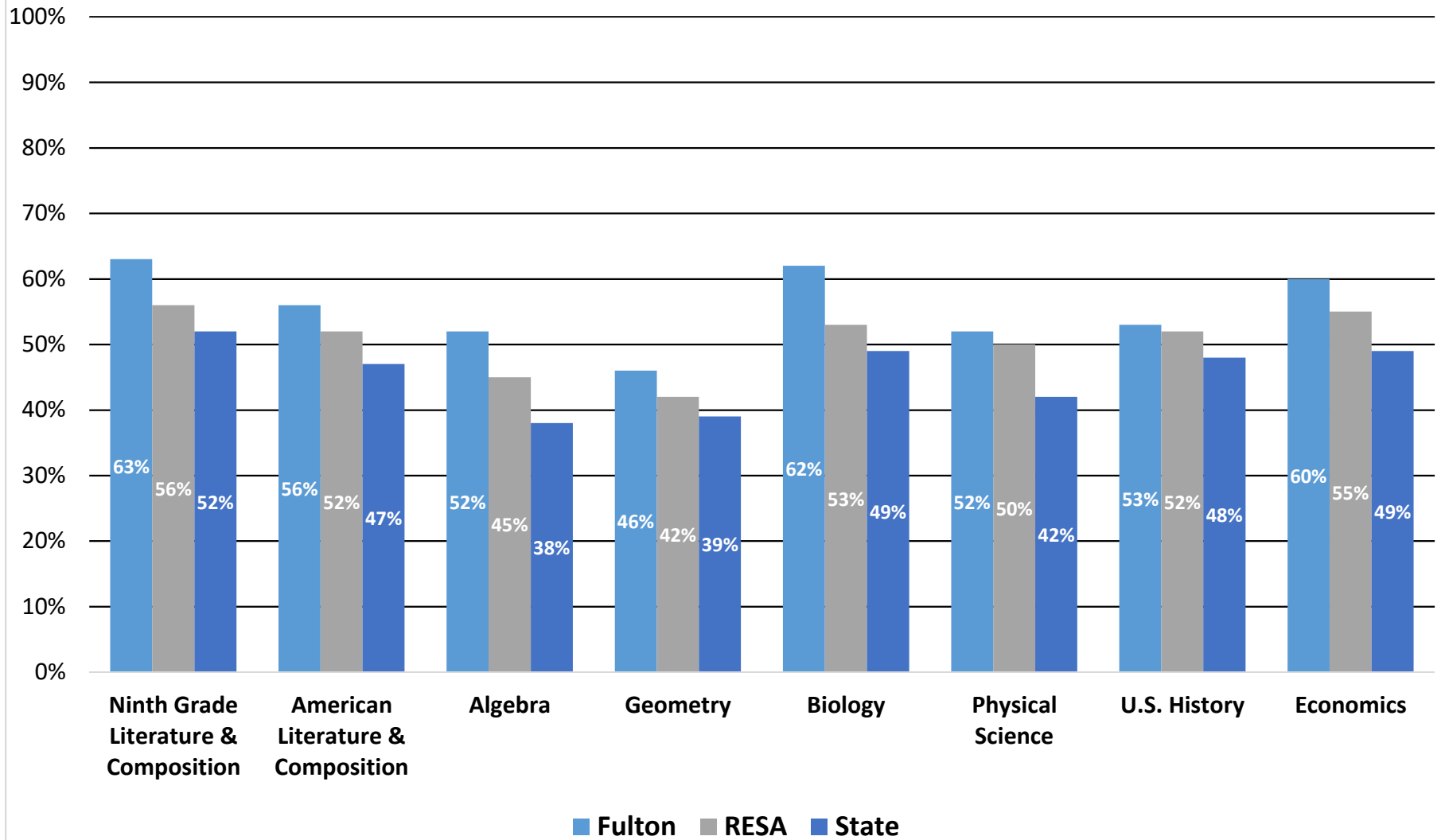
## GA Milestones End of Course Results

### Spring 2018 Administration

#### Achievement by Performance Level

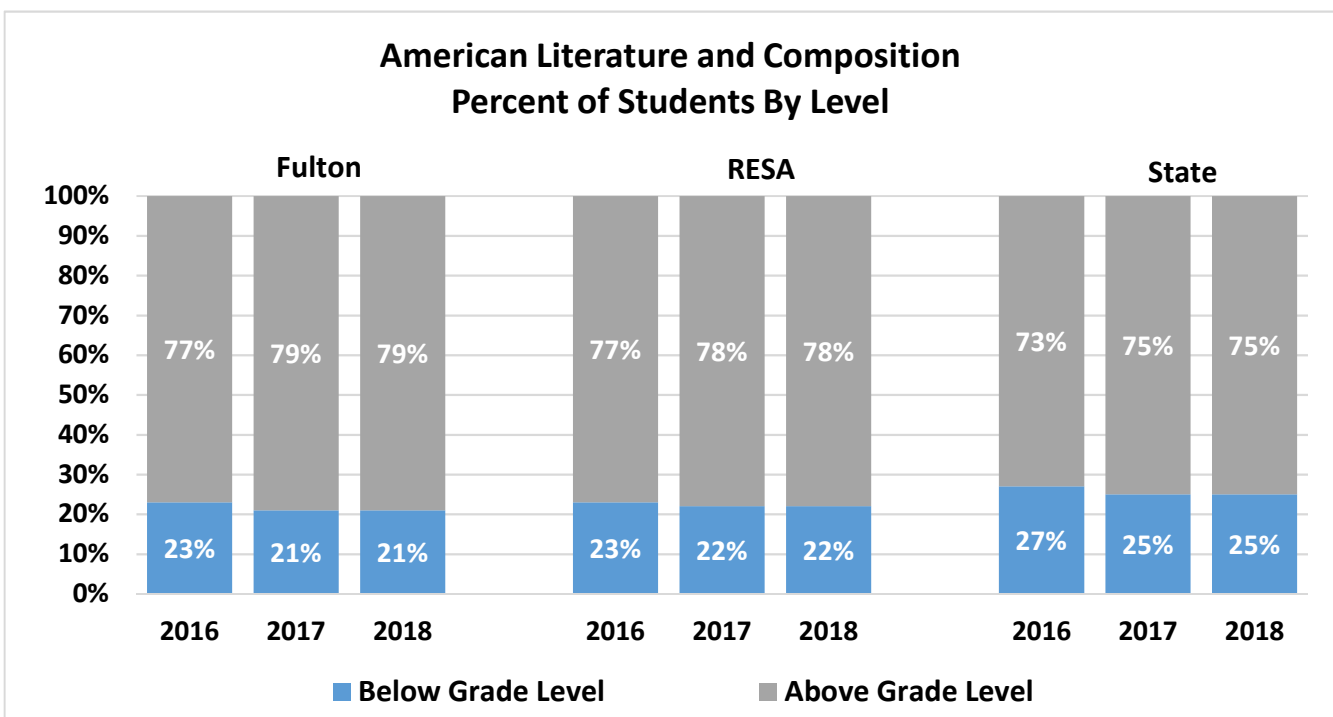
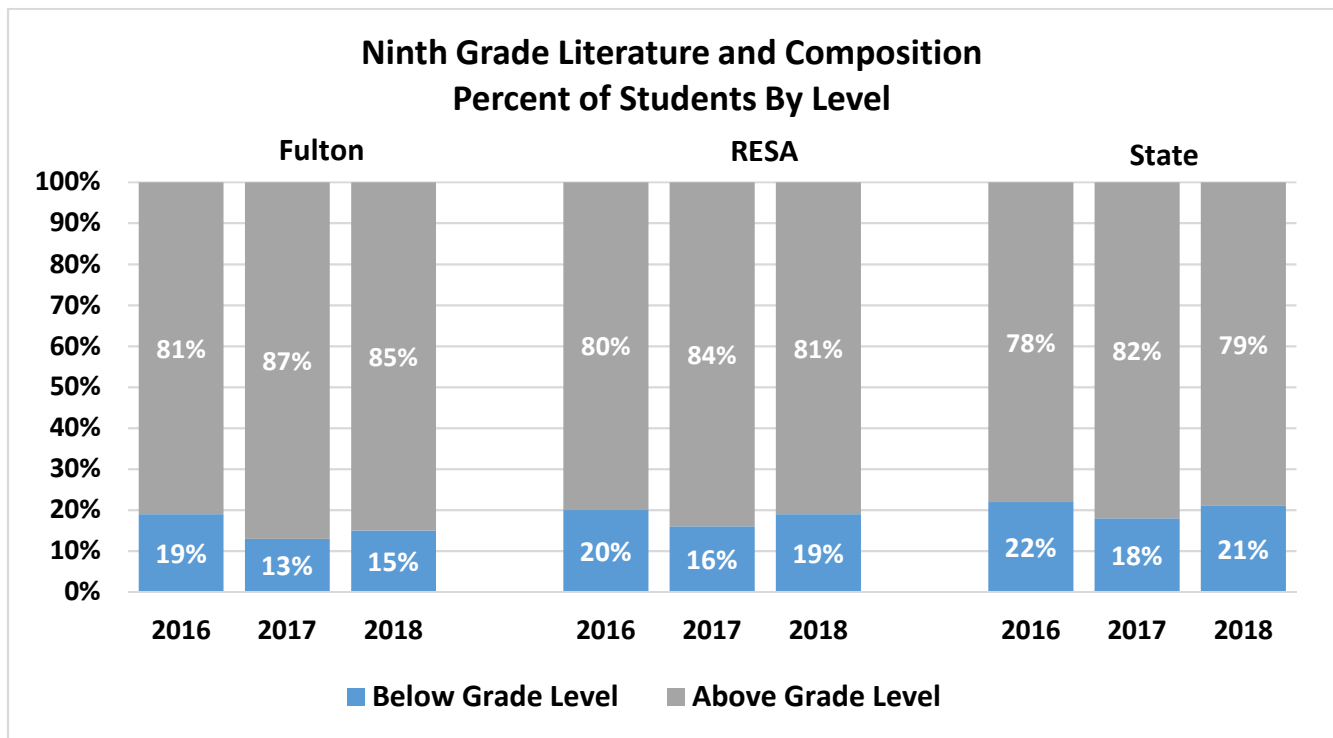


**Fulton County Schools  
GA Milestones End of Course Results  
Spring 2018 Administration  
Percent of Students Proficient (Levels 3&4)**

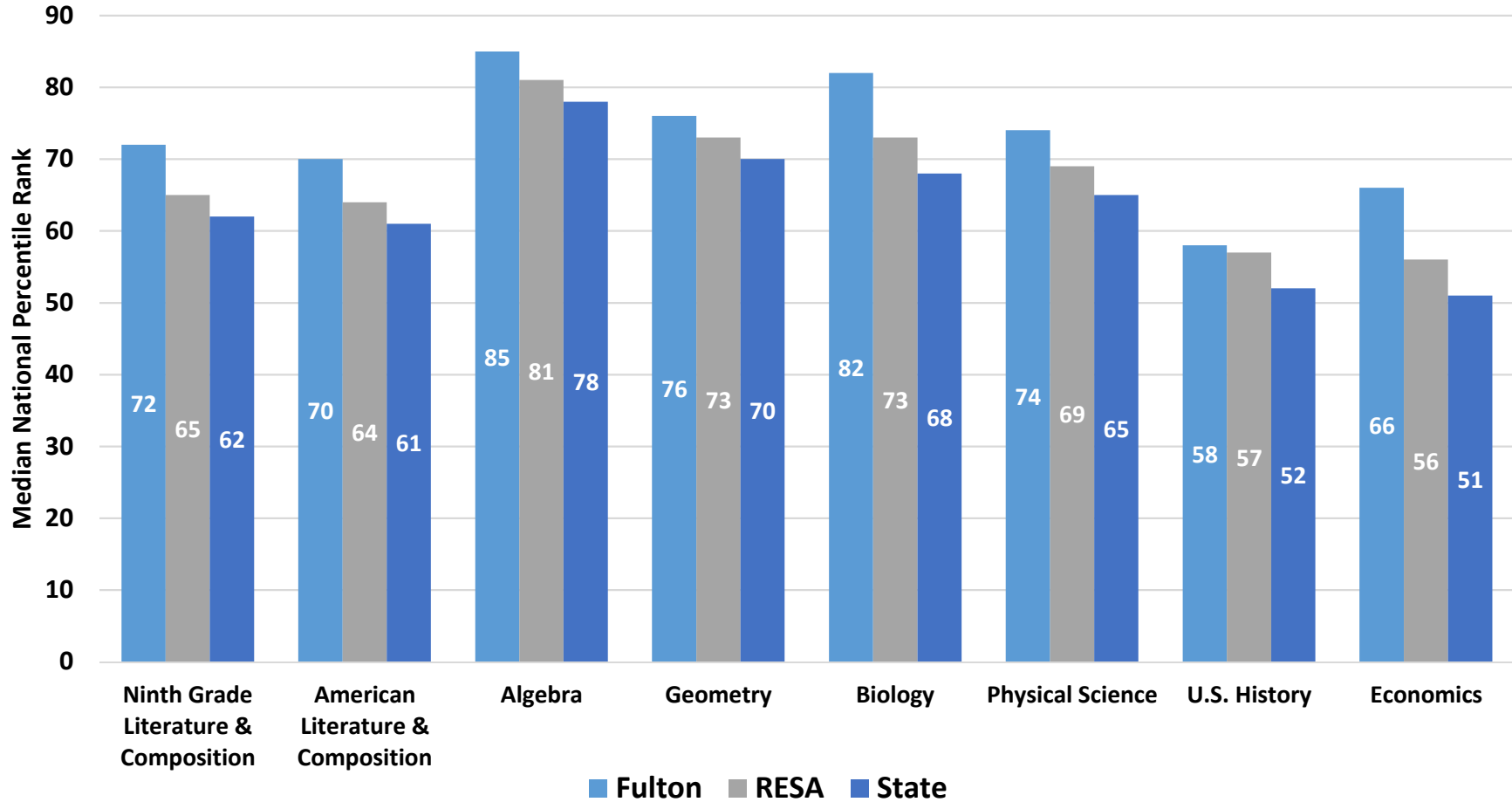




# Fulton County Schools GA Milestones End of Course Reading Levels Spring 2018 Administration



## Fulton County Schools GA Milestones End of Course Results Spring 2018 Administration Norm-Referenced Performance



\*GA Milestones assessments include 20 test items from the TerraNova, a national norm-referenced test. These items provide a subject score. This score can provide a general indicator or barometer of student performance relative to their national peers.