

**GA Milestones End of Grade Results
Spring 2018 Administration**

		English/Language Arts												
		# of Students	Scale Score	Level 2	Level 3	Level 4	Developing and Proficient (Levels 2, 3&4)	(+/-)	Proficient and Distinguished (Levels 3 & 4)	(+/-)	Norm - Referenced Percentile	(+/-)	Percent on Grade Level	(+/-)
Grade 3	Fulton	7049	512	26%	27%	16%	69%	-5%	43%	-2%	36	-4	70%	-3%
	RESA	54499	509	28%	28%	13%	69%	-2%	41%	1%	35	-2	69%	-3%
	State	134162	504	30%	26%	11%	67%	-3%	37%	1%	33	-1	68%	-3%
Grade 4	Fulton	6944	518	26%	32%	18%	76%	0%	50%	-1%	47	0	67%	1%
	RESA	55067	514	29%	32%	14%	75%	-1%	46%	0%	45	1	66%	4%
	State	136228	509	32%	30%	11%	73%	0%	41%	-1%	41	1	63%	3%
Grade 5	Fulton	7313	524	29%	33%	16%	78%	0%	49%	2%	51	-1	73%	-1%
	RESA	55487	519	32%	33%	13%	78%	2%	46%	3%	46	0	72%	-1%
	State	137512	513	35%	31%	10%	76%	2%	41%	3%	42	1	70%	0%
Grade 6	Fulton	7193	518	25%	35%	12%	72%	-4%	47%	-3%	61	-4	66%	-3%
	RESA	53615	514	28%	34%	10%	72%	-1%	44%	-2%	56	-3	64%	-3%
	State	133021	507	30%	31%	7%	68%	-2%	39%	-1%	52	-3	61%	-2%
Grade 7	Fulton	6953	518	30%	36%	10%	76%	1%	46%	1%	54	-3	76%	1%
	RESA	52373	514	31%	34%	9%	74%	0%	43%	1%	50	-2	74%	-1%
	State	130420	508	34%	31%	7%	72%	1%	38%	1%	48	-1	71%	-1%
Grade 8	Fulton	5961	517	34%	36%	9%	79%	-4%	45%	-5%	64	-10	74%	-7%
	RESA	51409	520	32%	37%	11%	80%	-1%	48%	2%	70	-2	76%	-4%
	State	125086	514	36%	34%	8%	78%	-2%	43%	1%	64	-4	73%	-5%

**GA Milestones End of Grade Results
Spring 2018 Administration**

		Math										
		# of Students	Scale Score	Level 2	Level 3	Level 4	Developing and Proficient (Levels 2, 3&4)	(+/-)	Proficient and Distinguished (Levels 3 & 4)	(+/-)	Norm - Referenced Percentile	(+/-)
Grade 3	Fulton	7047	529	32%	33%	18%	83%	2%	51%	1%	61	0
	RESA	54452	525	34%	33%	15%	82%	2%	48%	3%	58	2
	State	134084	522	37%	34%	12%	83%	3%	46%	4%	57	3
Grade 4	Fulton	6943	531	33%	36%	16%	85%	1%	53%	3%	68	0
	RESA	55014	528	34%	35%	15%	84%	1%	50%	2%	66	1
	State	136134	525	37%	35%	12%	84%	2%	47%	2%	63	1
Grade 5	Fulton	7309	526	31%	29%	18%	78%	0%	47%	3%	64	0
	RESA	55459	520	33%	27%	15%	75%	-1%	42%	1%	58	1
	State	137102	515	37%	27%	12%	76%	1%	39%	2%	55	1
Grade 6	Fulton	7185	521	33%	26%	16%	75%	-1%	43%	0%	67	0
	RESA	53564	520	35%	28%	14%	77%	0%	43%	-1%	64	0
	State	132890	514	38%	27%	11%	76%	0%	38%	0%	60	1
Grade 7	Fulton	6815	529	30%	26%	22%	78%	0%	48%	0%	71	0
	RESA	51963	527	31%	28%	19%	78%	-1%	47%	1%	69	0
	State	129840	521	34%	28%	15%	77%	0%	43%	1%	65	0
Grade 8	Fulton	5143	508	37%	26%	9%	72%	-2%	35%	-6%	67	-6
	RESA	37962	507	39%	27%	8%	74%	0%	34%	0%	67	0
	State	104741	508	40%	28%	7%	75%	-1%	34%	0%	68	0

GA Milestones End of Grade Results Spring 2018 Administration

		Science										
		# of Students	Scale Score	Level 2	Level 3	Level 4	Developing and Proficient (Levels 2, 3&4)	(+/-)	Proficient and Distinguished (Levels 3 & 4)	(+/-)	Norm - Referenced Percentile	(+/-)
Grade 5	Fulton	7287	517	27%	29%	14%	70%	0%	43%	-1%	56	-1
	RESA	55346	516	28%	28%	14%	70%	2%	42%	1%	53	1
	State	136906	512	30%	28%	11%	69%	0%	39%	0%	51	1
Grade 8	Fulton	5593	503	27%	26%	10%	63%	5%	35%	3%	61	-1
	RESA	32959	494	30%	22%	6%	58%	5%	29%	3%	57	0
	State	96512	497	31%	24%	7%	62%	4%	30%	1%	59	0

		Social Studies										
		# of Students	Scale Score	Level 2	Level 3	Level 4	Developing and Proficient (Levels 2, 3&4)	(+/-)	Proficient and Distinguished (Levels 3 & 4)	(+/-)	Norm - Referenced Percentile	(+/-)
Grade 5	Fulton	7285	509	41%	22%	15%	78%	6%	36%	4%	57	-2
	RESA	55222	506	43%	20%	12%	75%	1%	33%	1%	54	-3
	State	136708	504	46%	20%	10%	76%	3%	30%	1%	51	-3
Grade 8	Fulton	7082	519	33%	31%	15%	79%	5%	47%	6%	62	0
	RESA	52128	519	33%	29%	17%	79%	2%	46%	2%	61	-1
	State	128869	514	37%	28%	13%	78%	3%	41%	2%	58	0

Due to rounding percentages may not total 100%

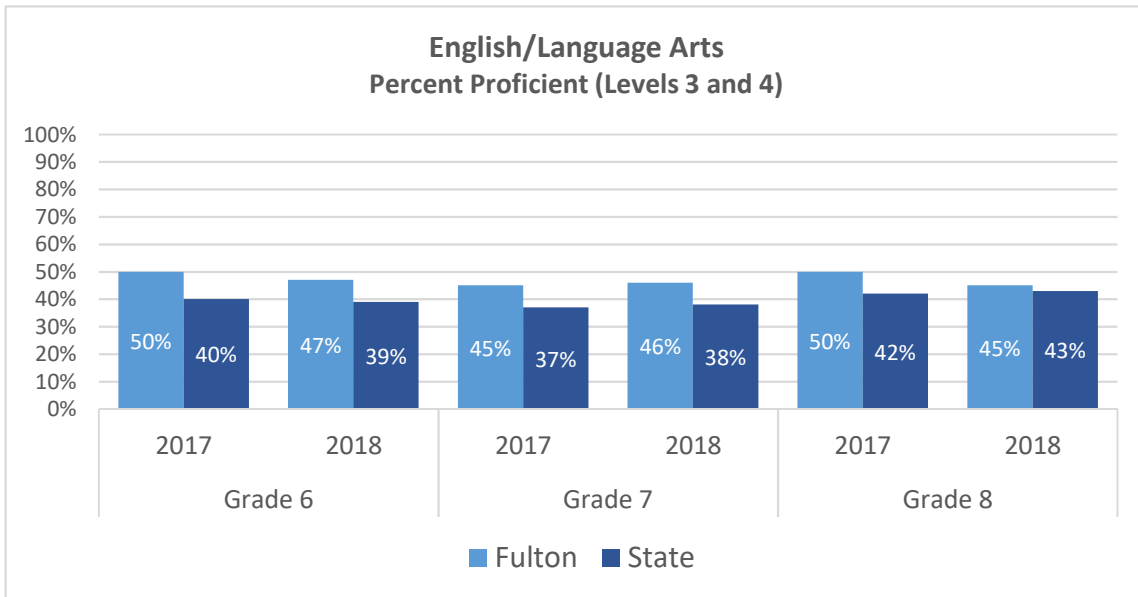
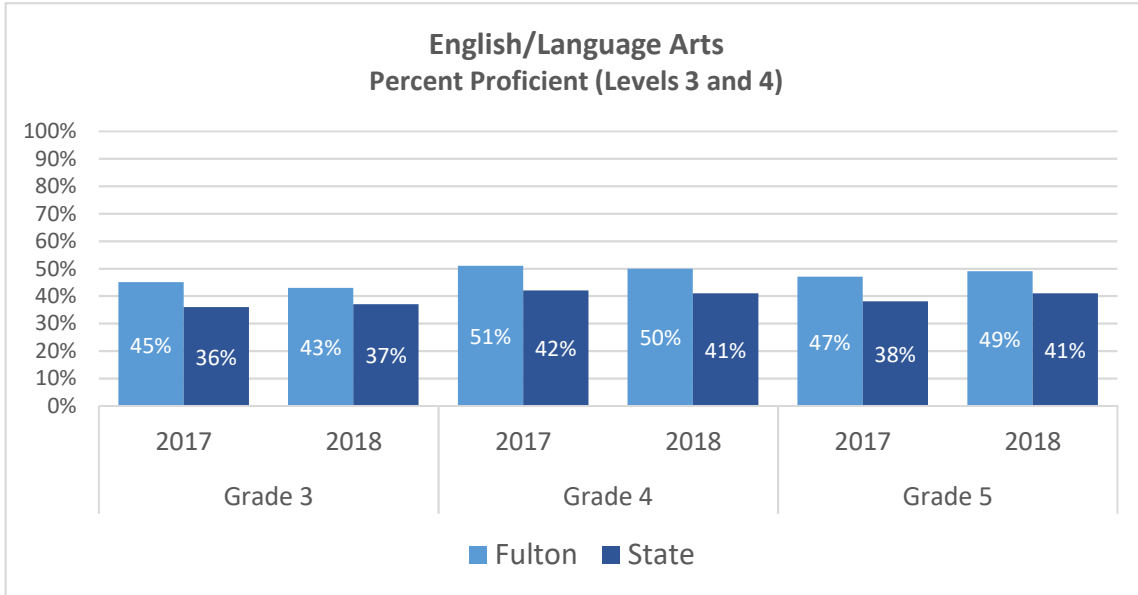
RESA - Regional Educational Service Agency schools include Atlanta Public Schools, Buford City, Clayton County, Cobb County, Decatur City, Dekalb County, Douglas County, Forsyth County, Fulton County, Gwinnett County, Marietta City, and Rockdale County school systems.

Science and Social Studies only administered to grades 5 and 8 starting in 2017

GA Milestones End of Grade Results

Spring 2018 Administration

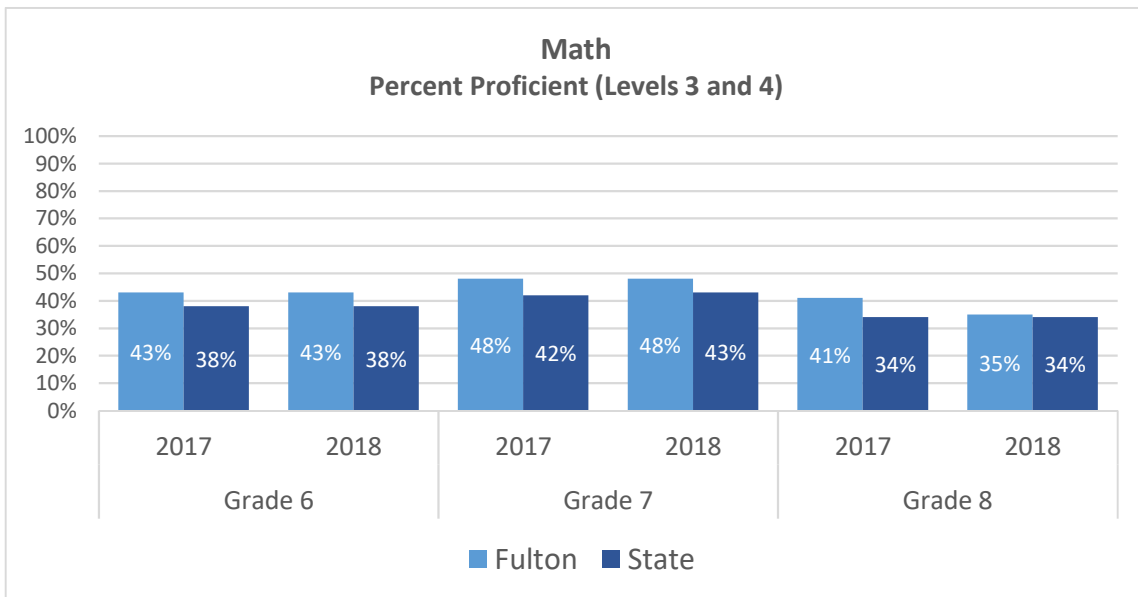
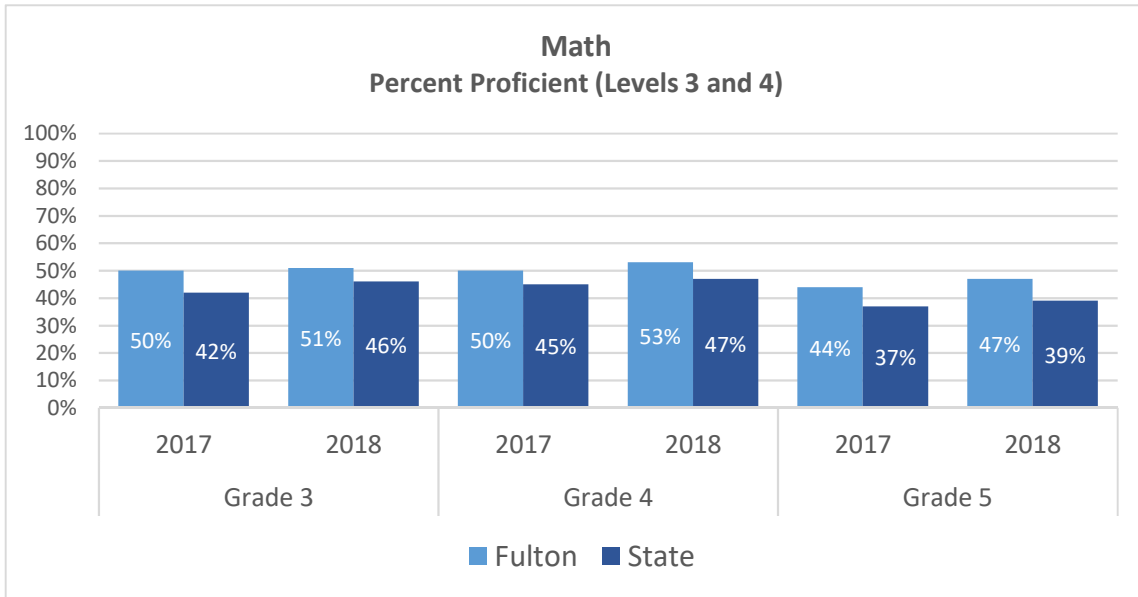
Percent Proficient (Levels 3 & 4)



GA Milestones End of Grade Results

Spring 2018 Administration

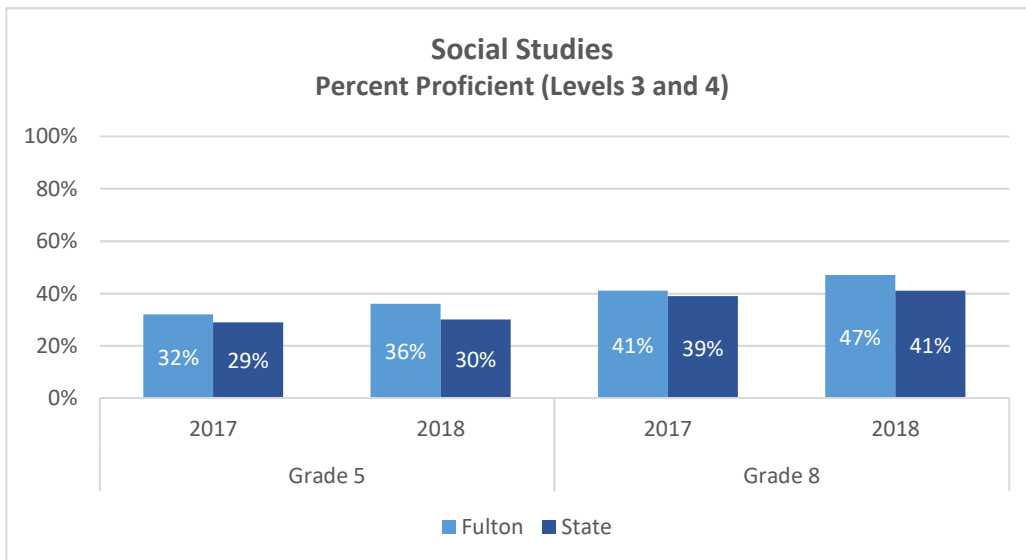
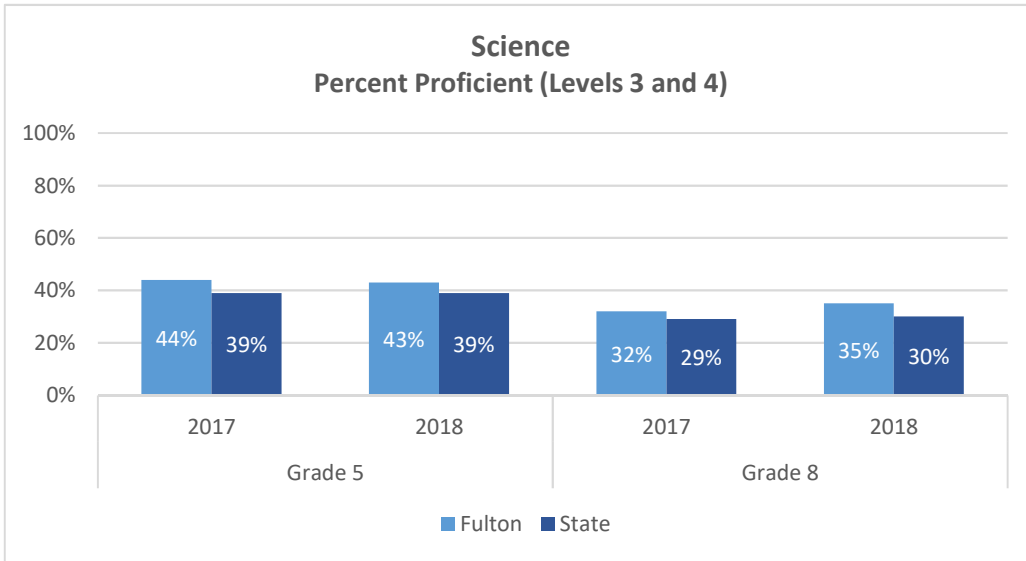
Percent Proficient (Levels 3 & 4)



GA Milestones End of Grade Results

Spring 2018 Administration

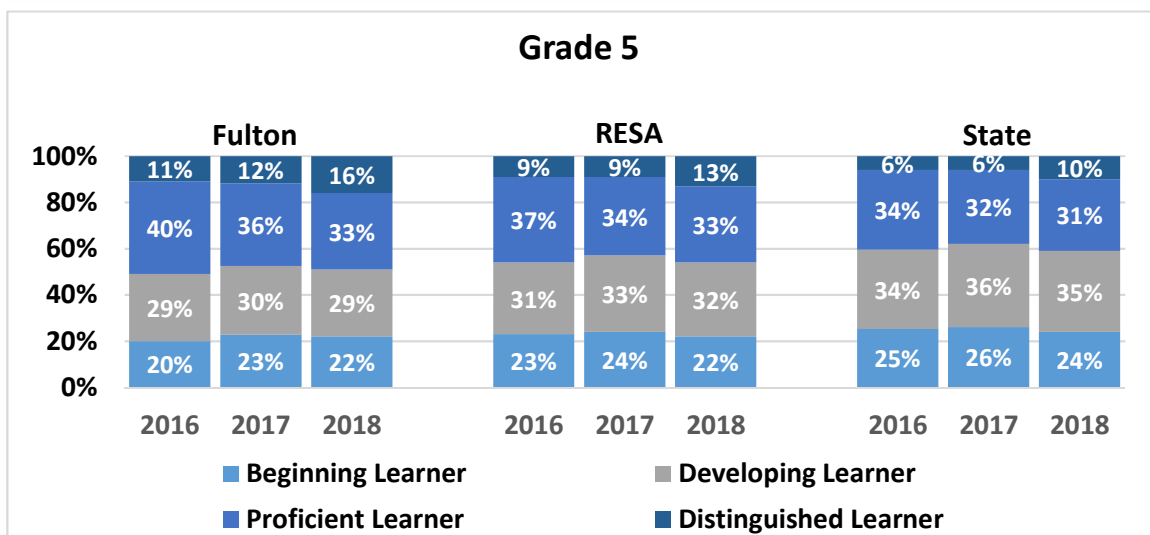
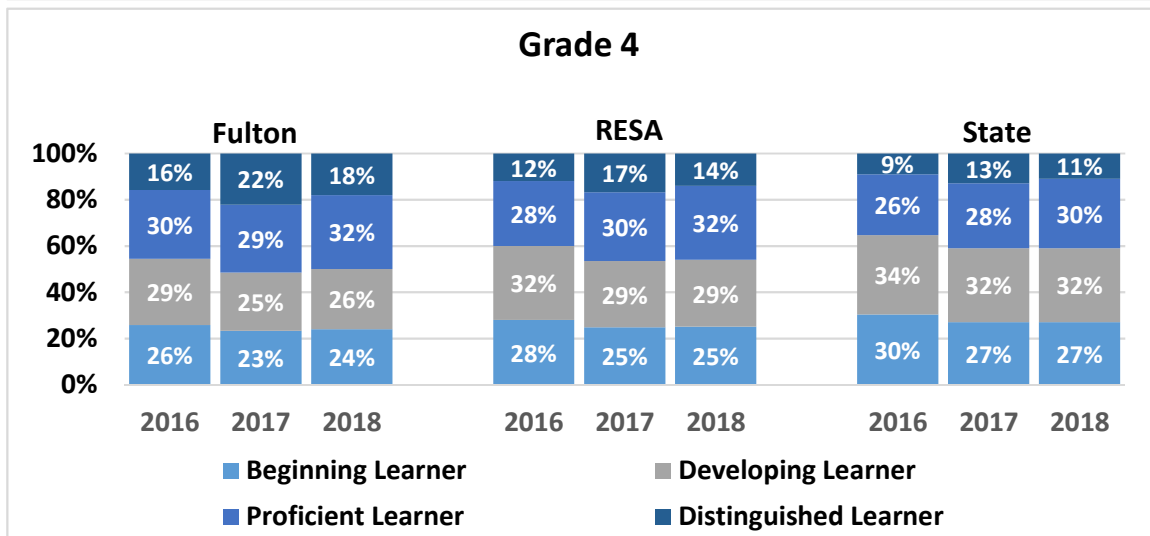
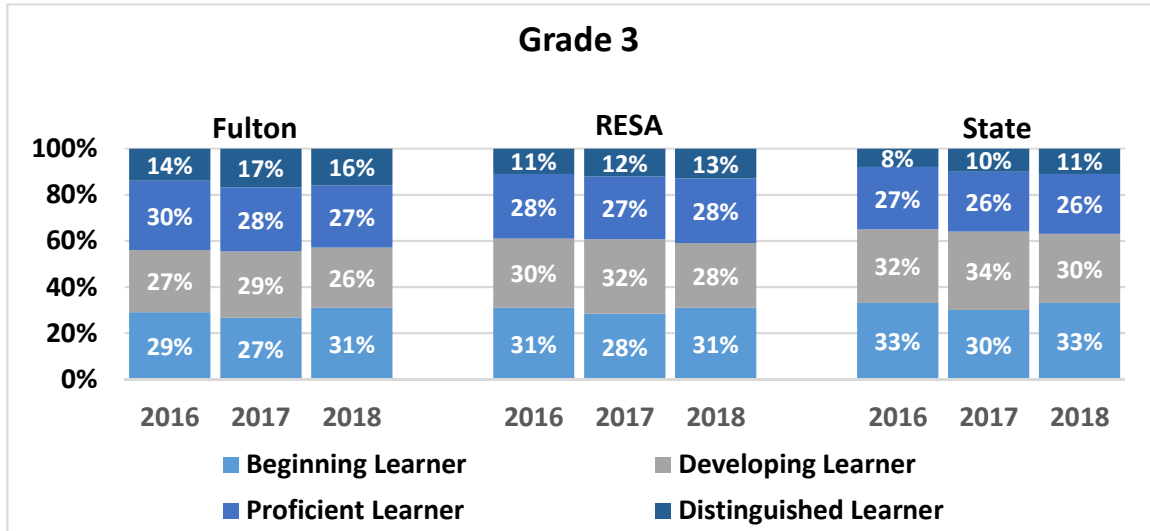
Percent Proficient (Levels 3 & 4)



Fulton County Schools
GA Milestones End of Grade Results - Spring 2018 Administration
Achievement by Performance Level

English Language Arts

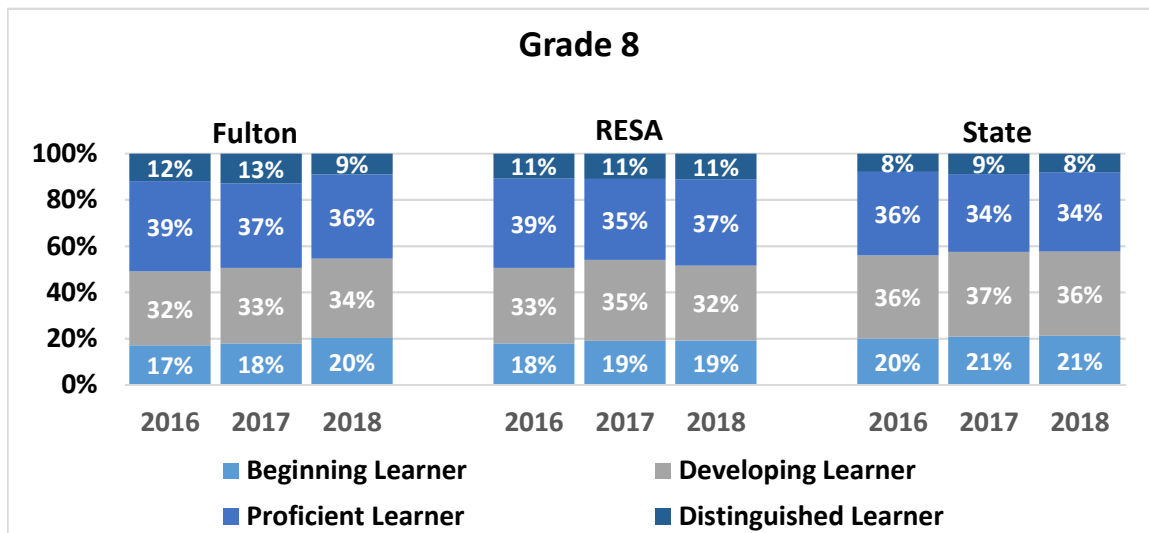
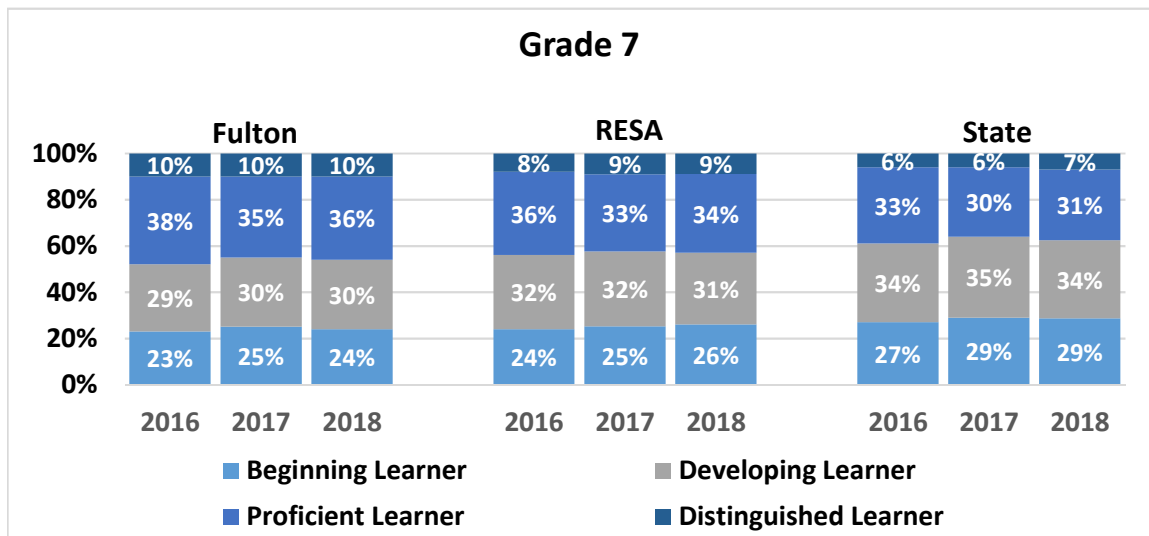
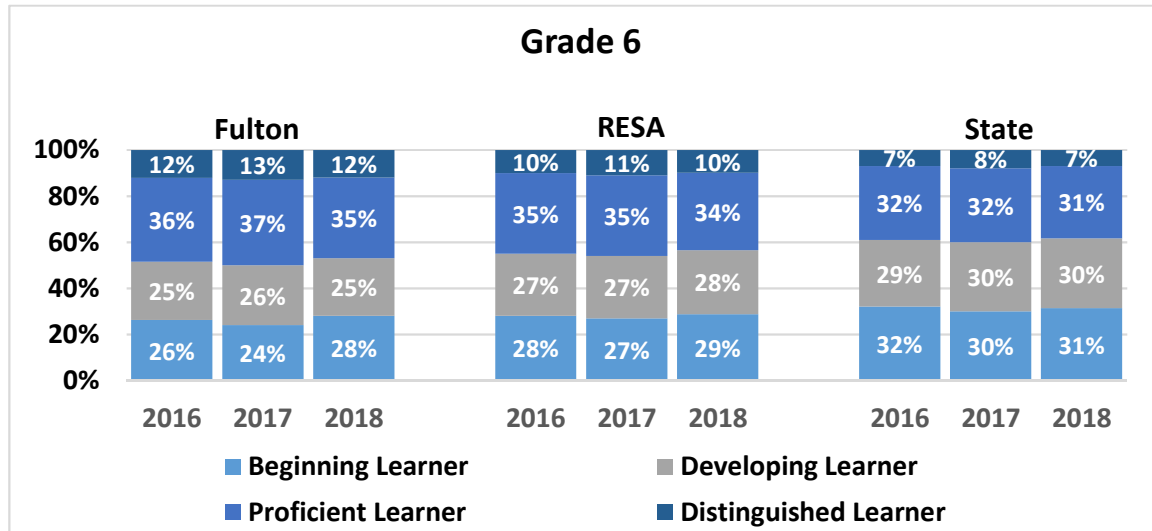
Percent of Students in Each Performance Level



Fulton County Schools
GA Milestones End of Grade Results - Spring 2018 Administration
Achievement by Performance Level

English Language Arts

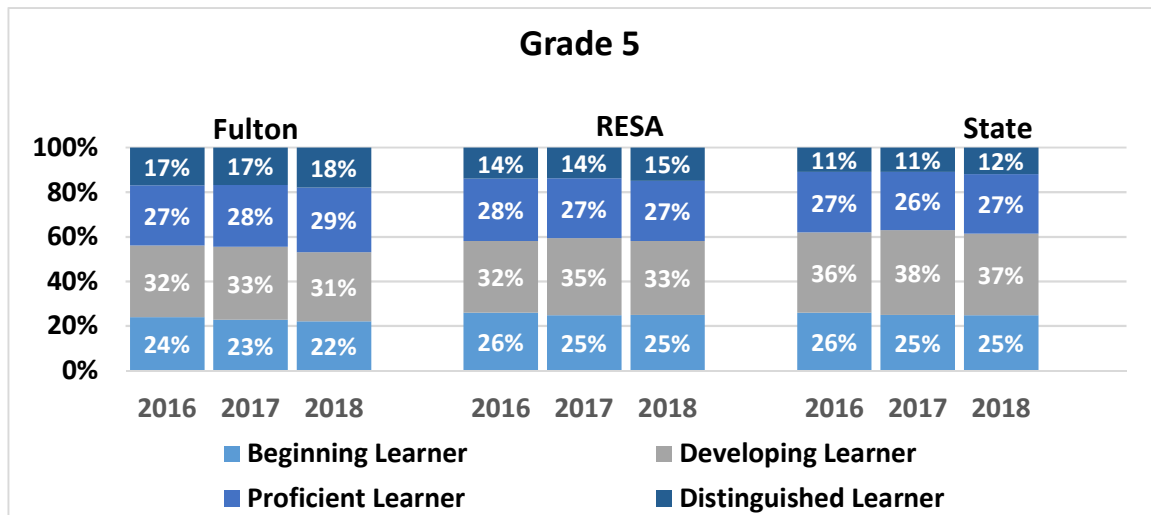
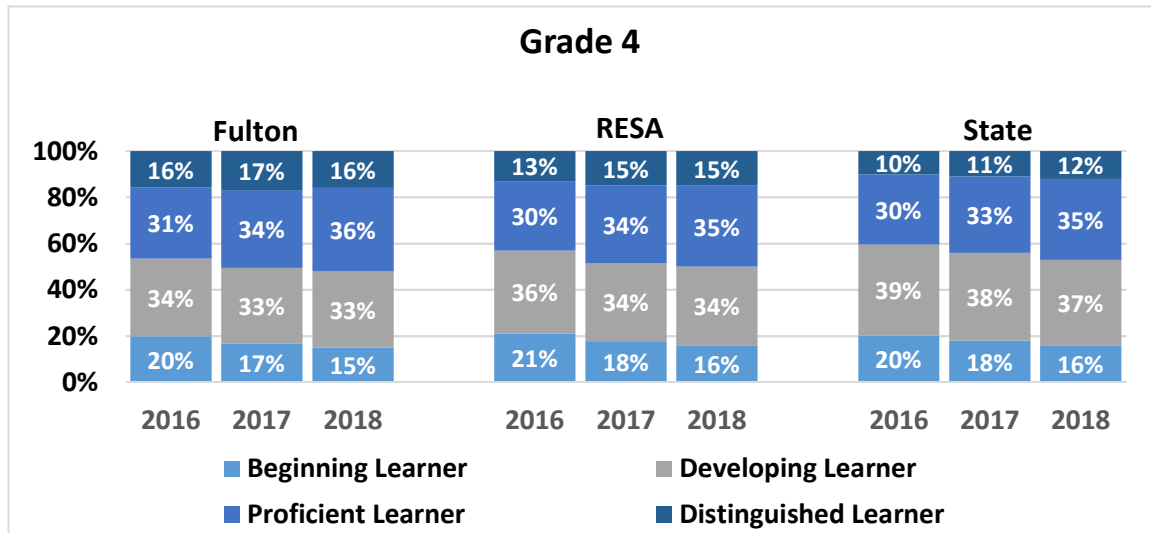
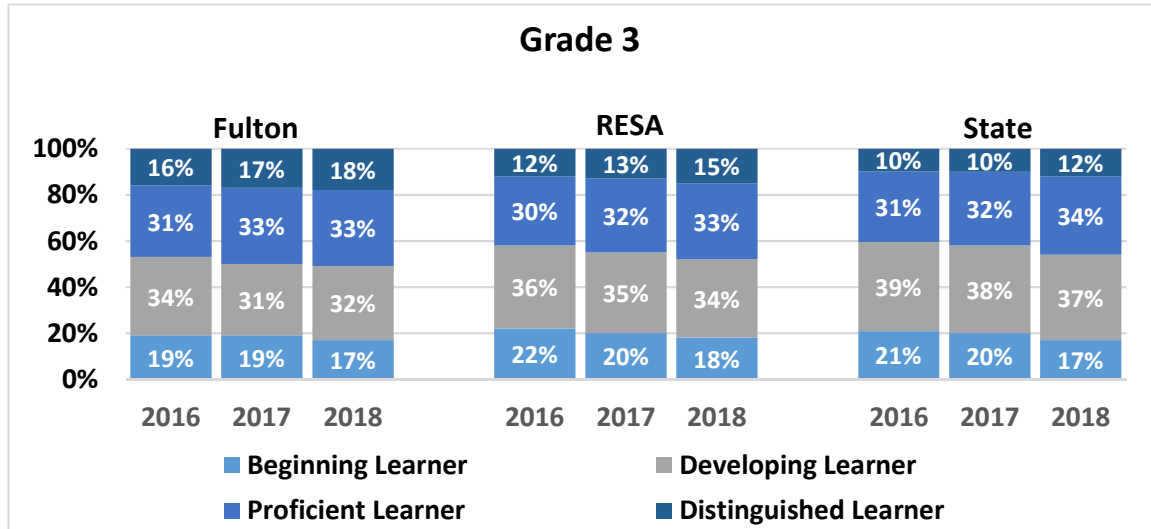
Percent of Students in Each Performance Level



Fulton County Schools
GA Milestones End of Grade Results - Spring 2018 Administration
Achievement by Performance Level

Math

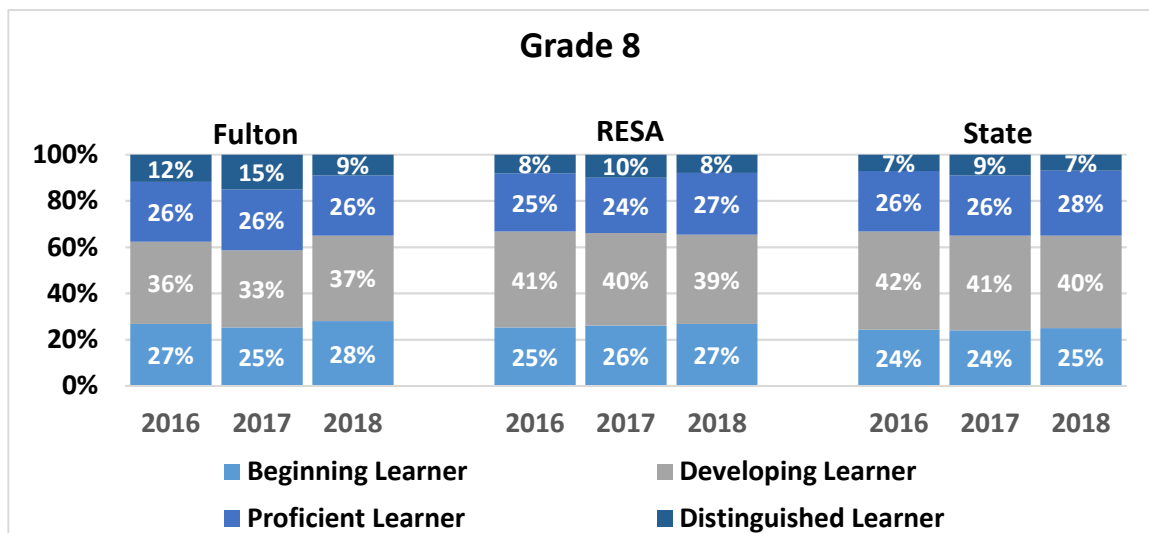
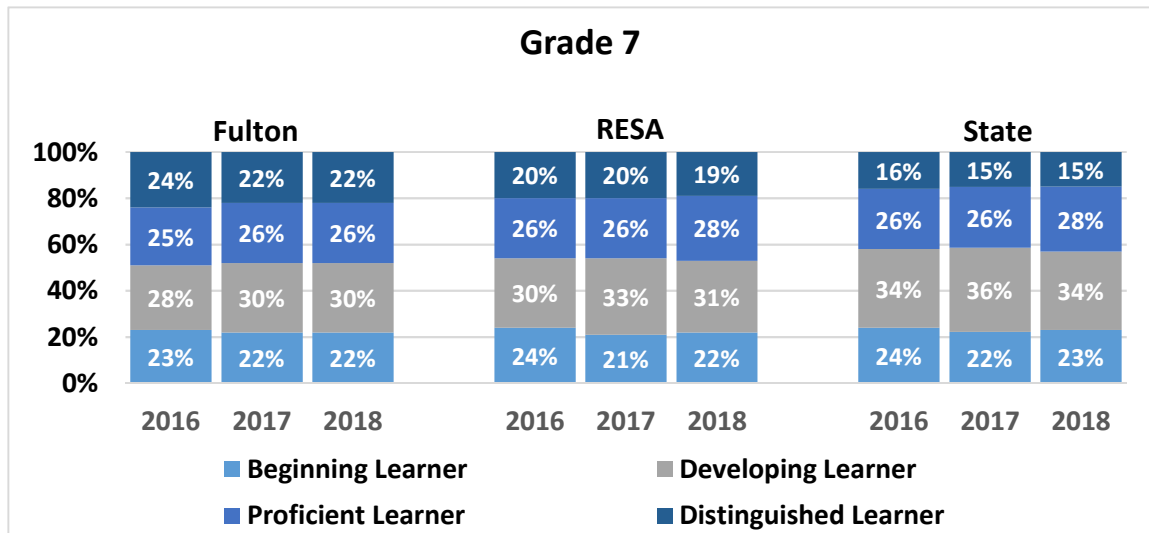
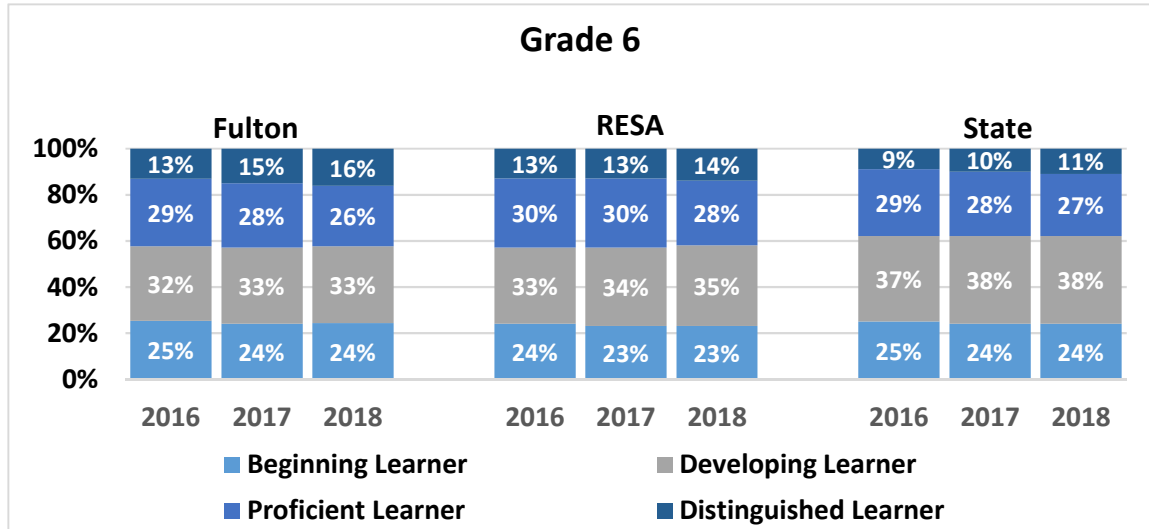
Percent of Students in Each Performance Level



Fulton County Schools
GA Milestones End of Grade Results - Spring 2018 Administration
Achievement by Performance Level

Math

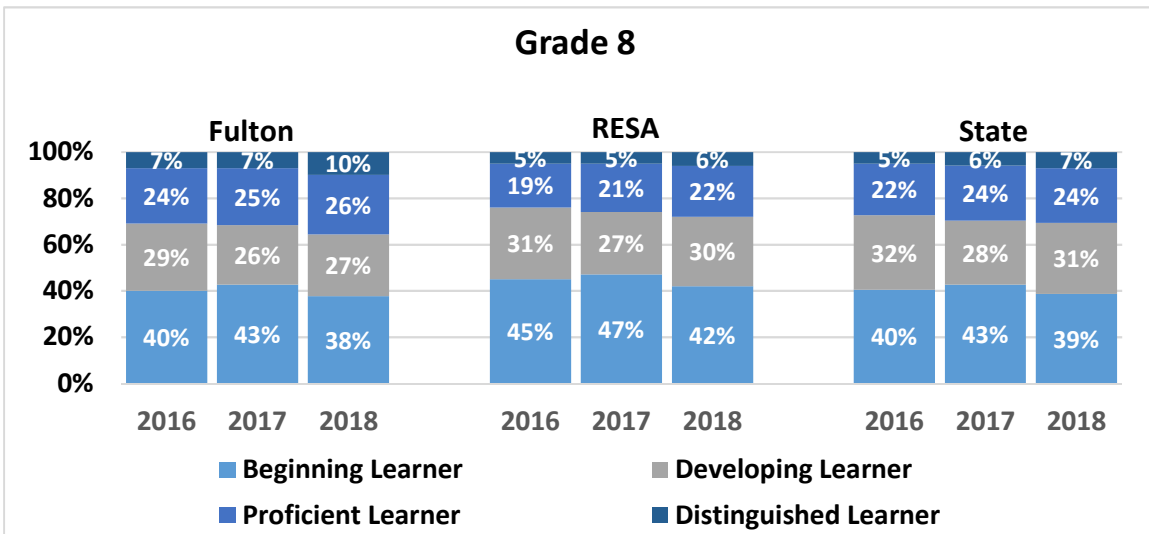
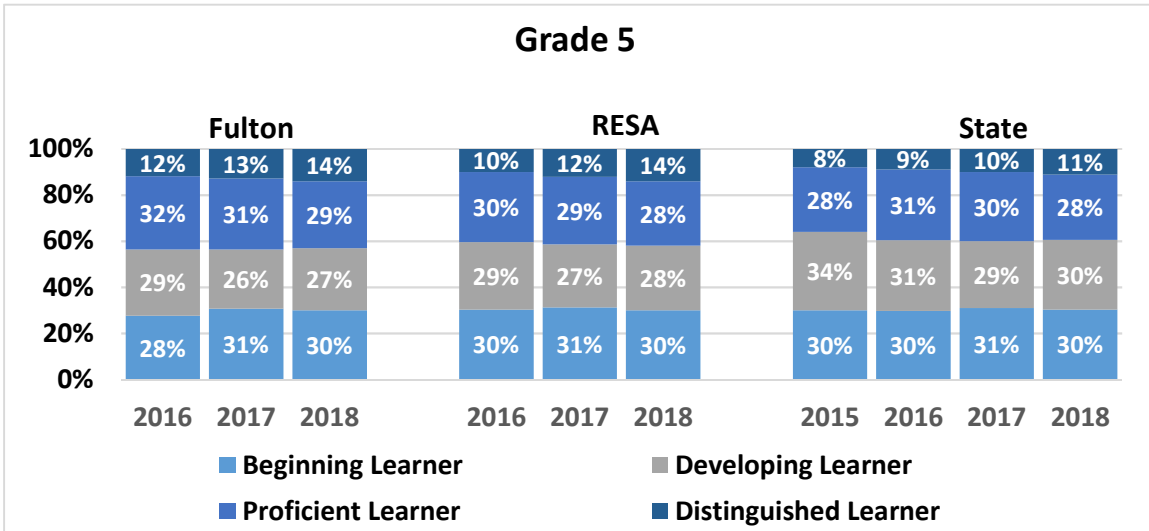
Percent of Students in Each Performance Level



Fulton County Schools
GA Milestones End of Grade Results - Spring 2018 Administration
Achievement by Performance Level

Science

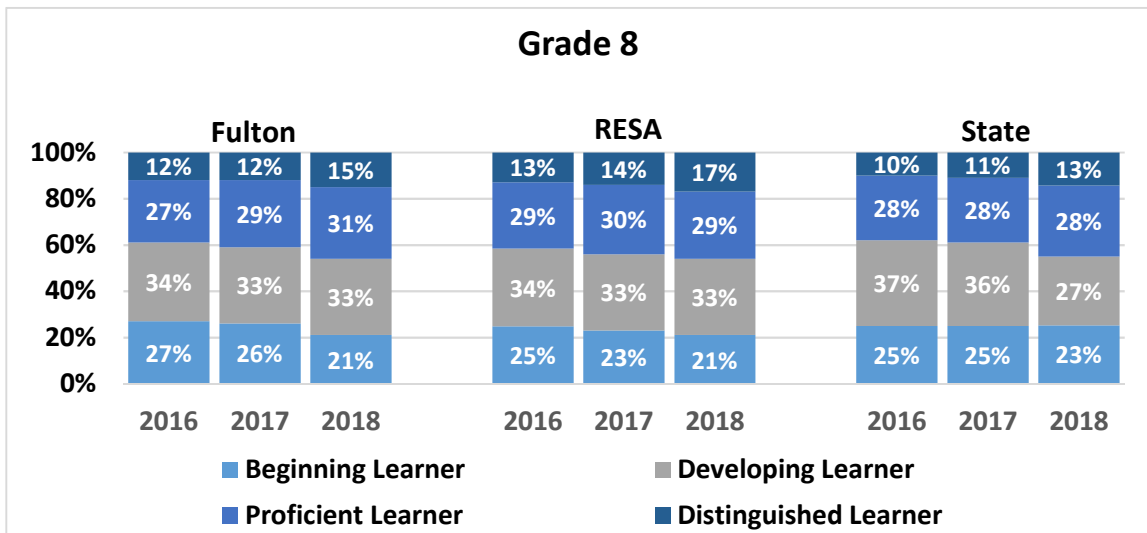
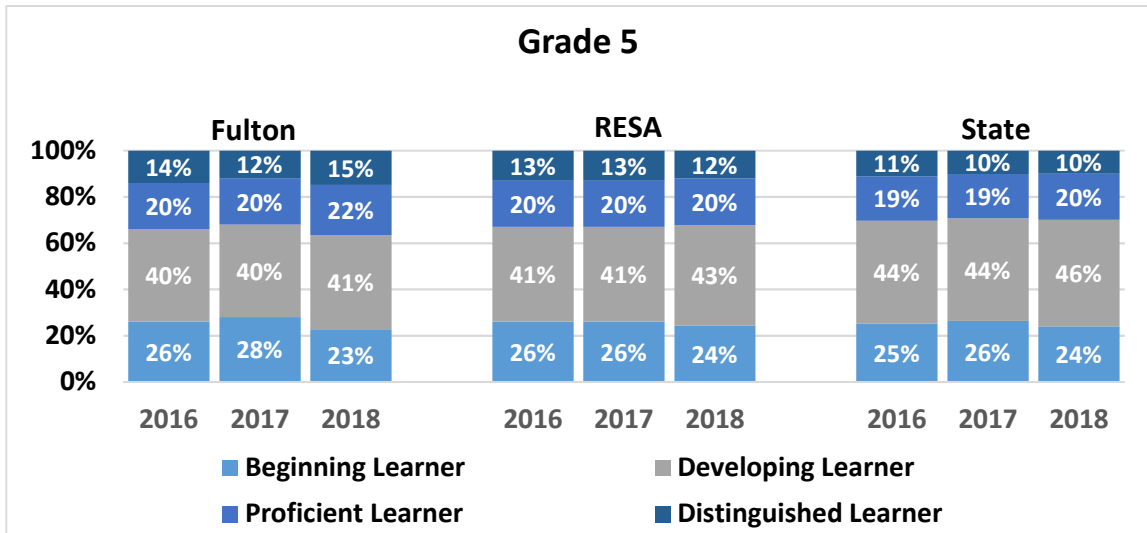
Percent of Students in Each Performance Level



Fulton County Schools
GA Milestones End of Grade Results - Spring 2018 Administration
Achievement by Performance Level

Social Studies

Percent of Students in Each Performance Level



Georgia Milestones

Achievement Levels refer to a range of scores that define a specific level of achievement. There are four achievement levels.

Distinguished Learner	Students demonstrate <i>advanced</i> proficiency in the knowledge and skills necessary at this grade level/course
Proficient Learner	Students demonstrate proficiency in the knowledge and skills necessary at this grade level/course
Developing Learner	Students demonstrate <i>partial</i> proficiency in the knowledge and skills necessary at this grade level/course
Beginning Learner	Students <i>do not yet</i> demonstrate proficiency in the knowledge and skills necessary at this grade level/course

Reading Status

Reading Status is reported as either On/above Grade Level or Below Grade Level

Reading status is reported based on a subset of reading items

Norm-Referenced Performance

GA Milestones assessments include 20 test items from the TerraNova, a national norm-referenced test.

These items are a sample and allow students to receive a national percentile score.

The Median National Percentile is the score provided.

The median national percentile is the score that divides the distribution of students in half.

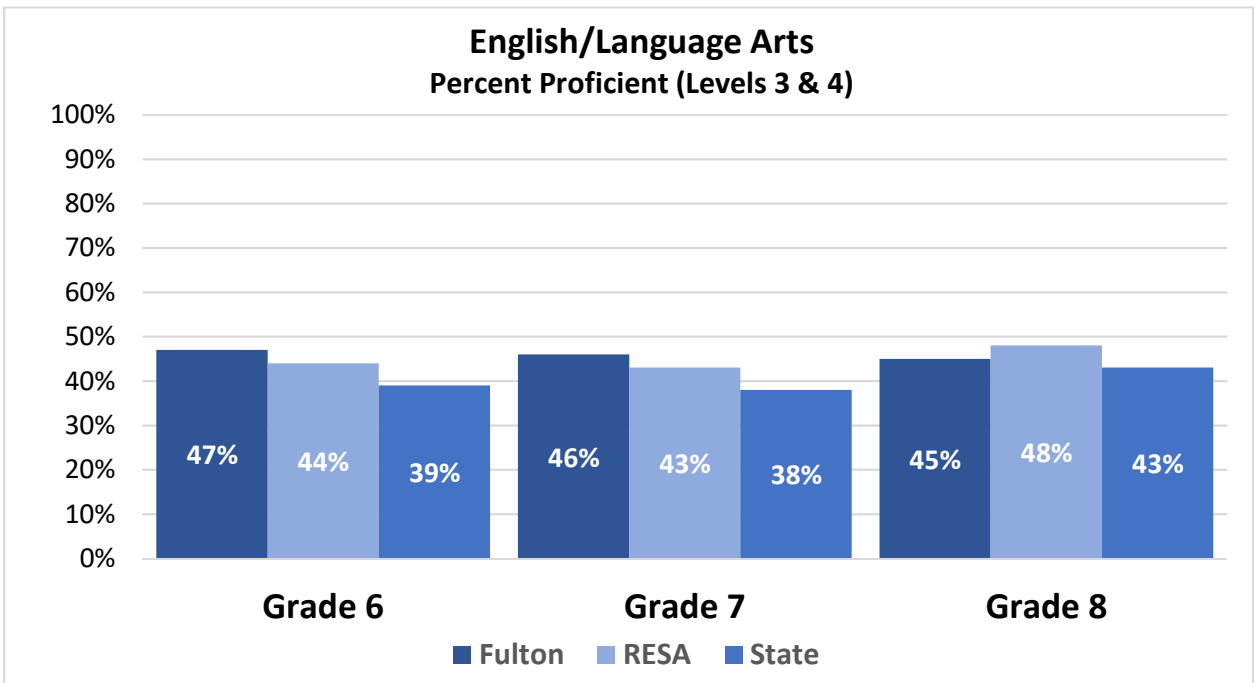
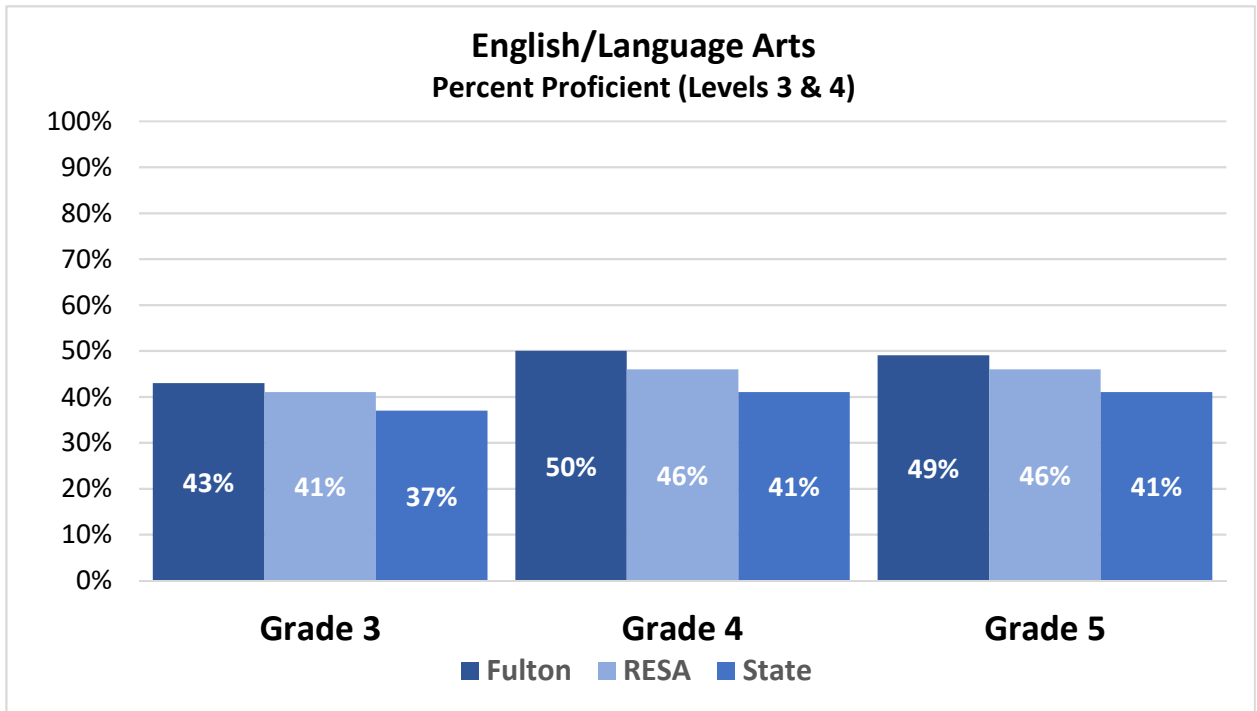
The median national percentile for the nation is 50 - half of the students score above 50 and half below 50.

For example, a student who scores a 65 percentile scores the same or better than 65% of the national norming group.

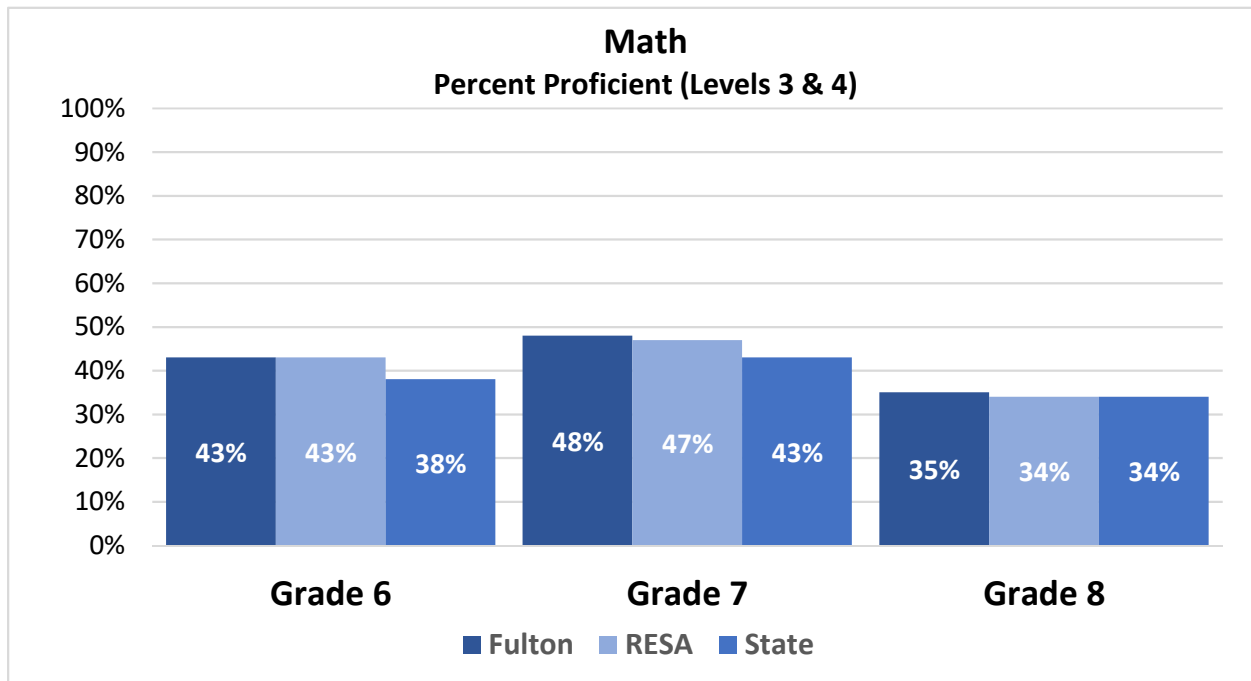
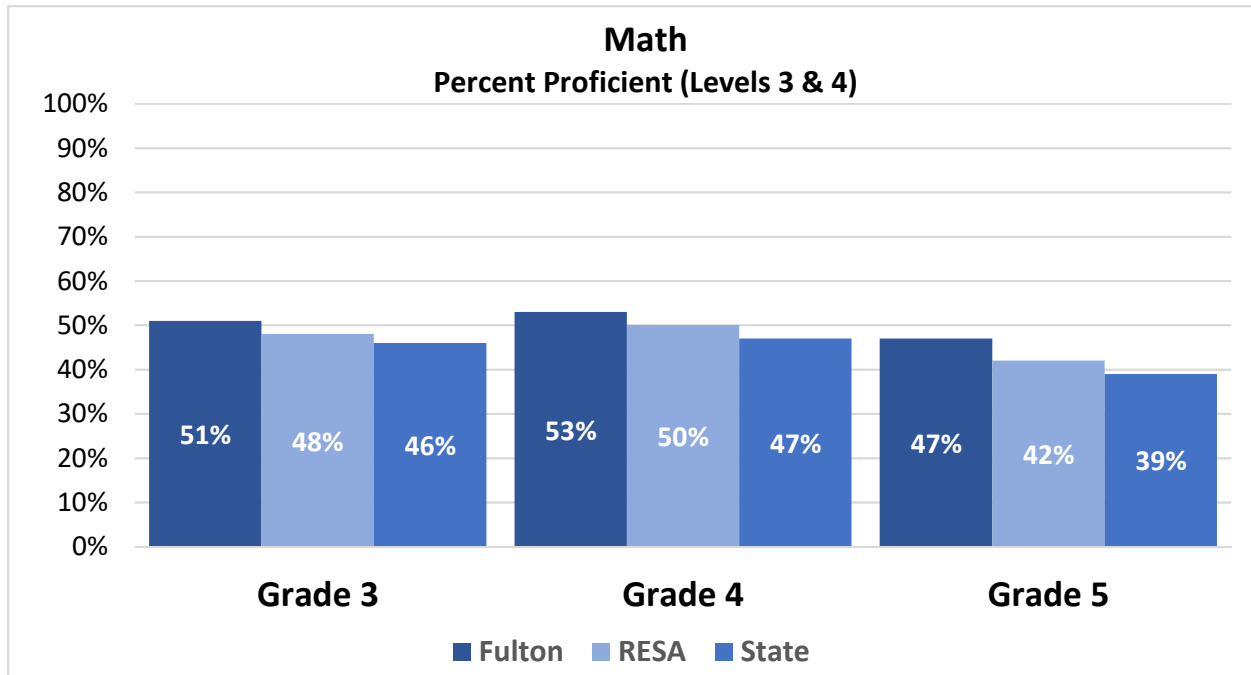
This score can provide a general indicator or barometer of student performance relative to their national peers.

Because this is a sample of items and not a full norm-referenced test, this score may not be used for gifted program identification.

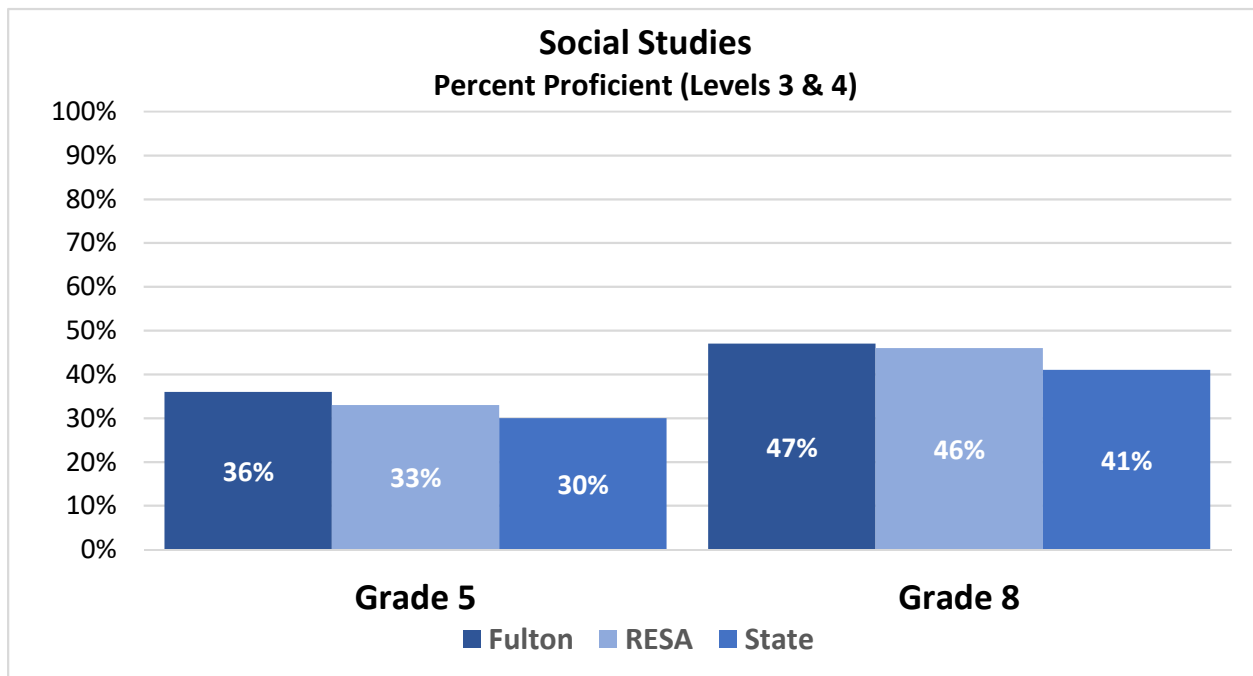
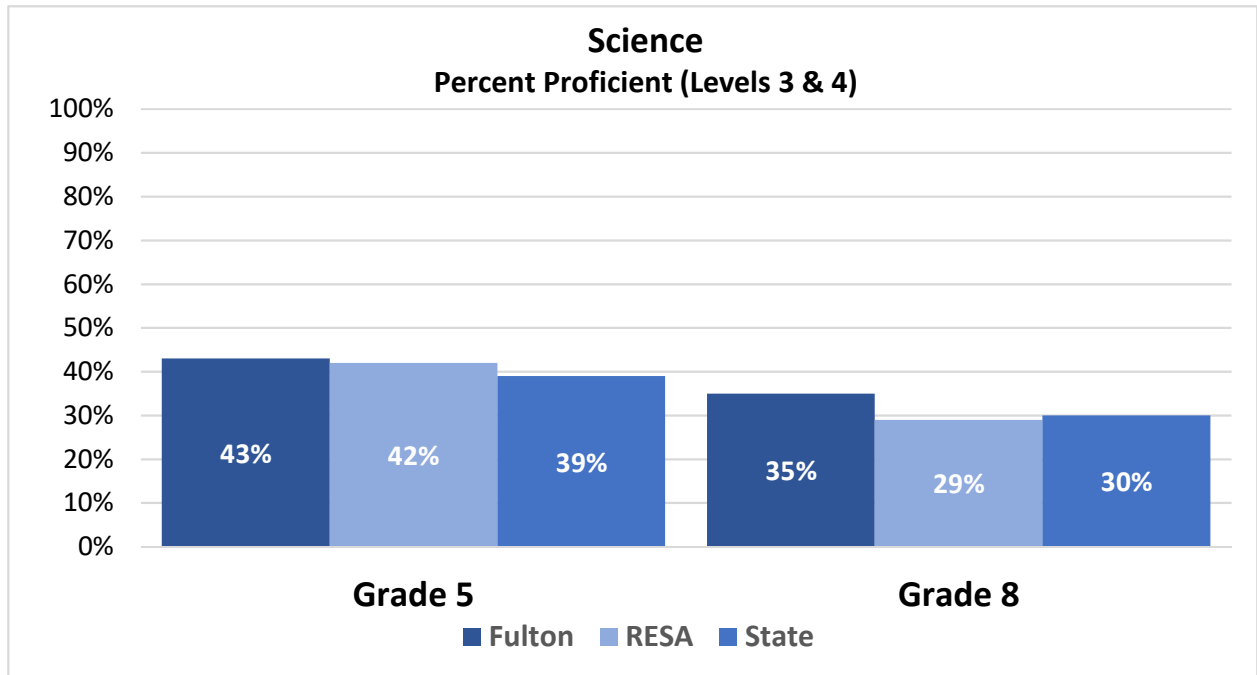
**Fulton County Schools
End of Grade Results
Spring 2018 Administration
Percent Proficient (Levels 3 & 4)**



**Fulton County Schools
End of Grade Results
Spring 2018 Administration
Percent Proficient (Levels 3 & 4)**

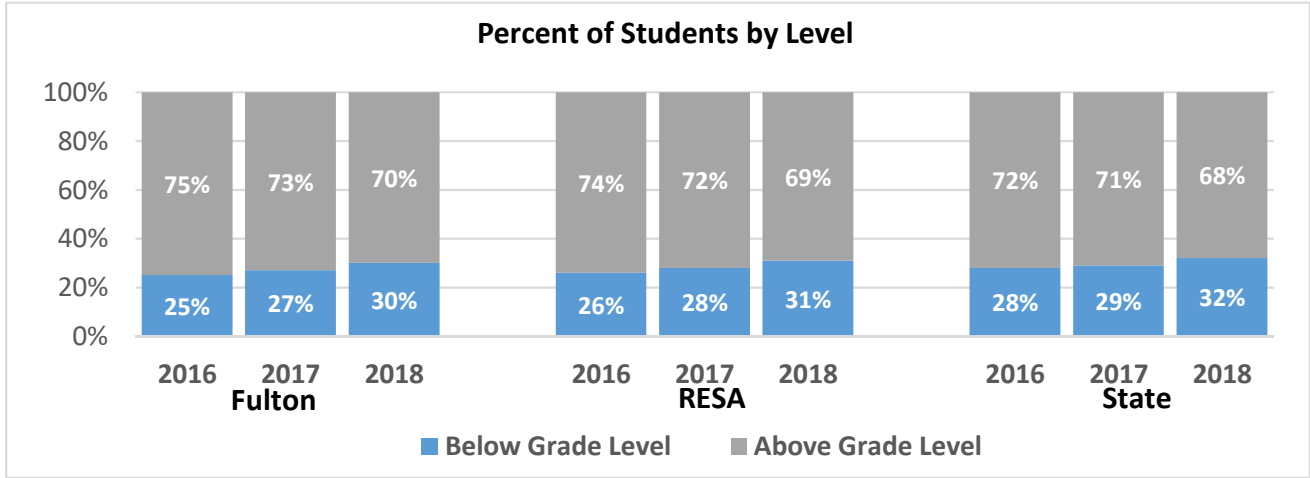


**Fulton County Schools
End of Grade Results
Spring 2018 Administration
Percent Proficient (Levels 3 & 4)**

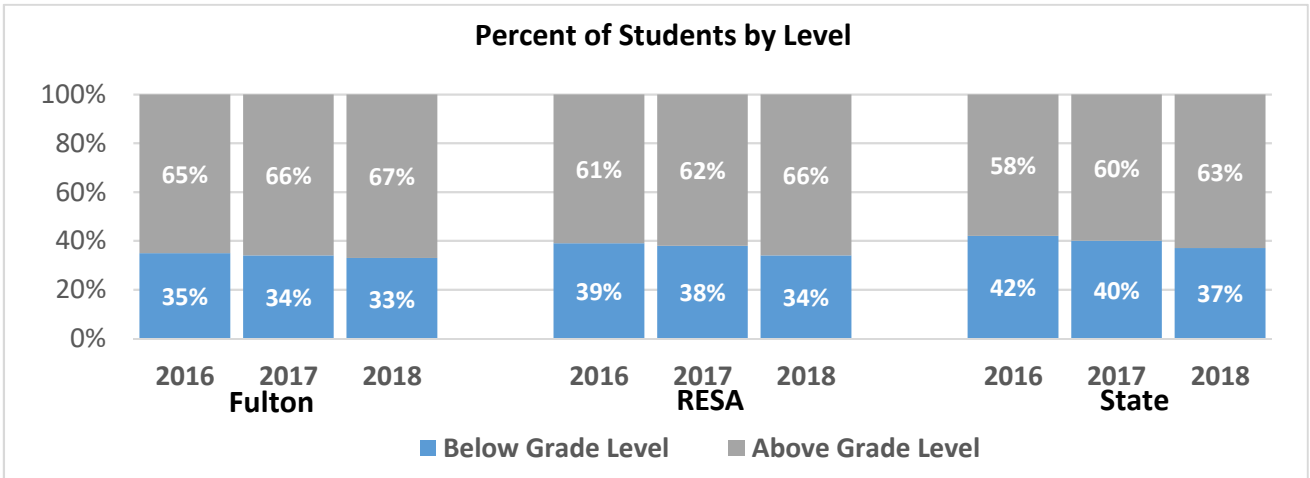


Fulton County Schools End of Grade Reading Levels Spring 2018 Administration

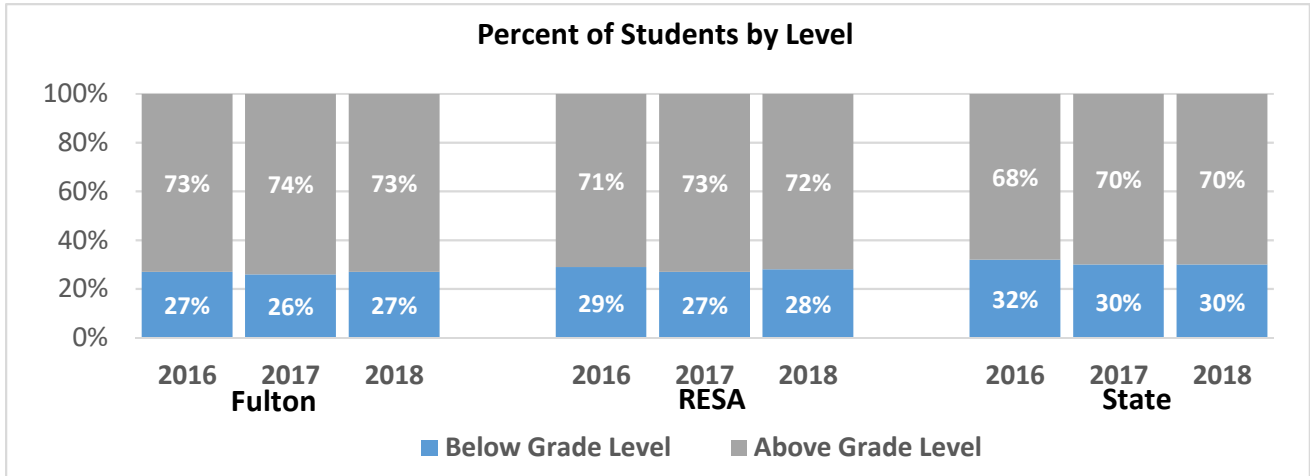
Grade 3



Grade 4

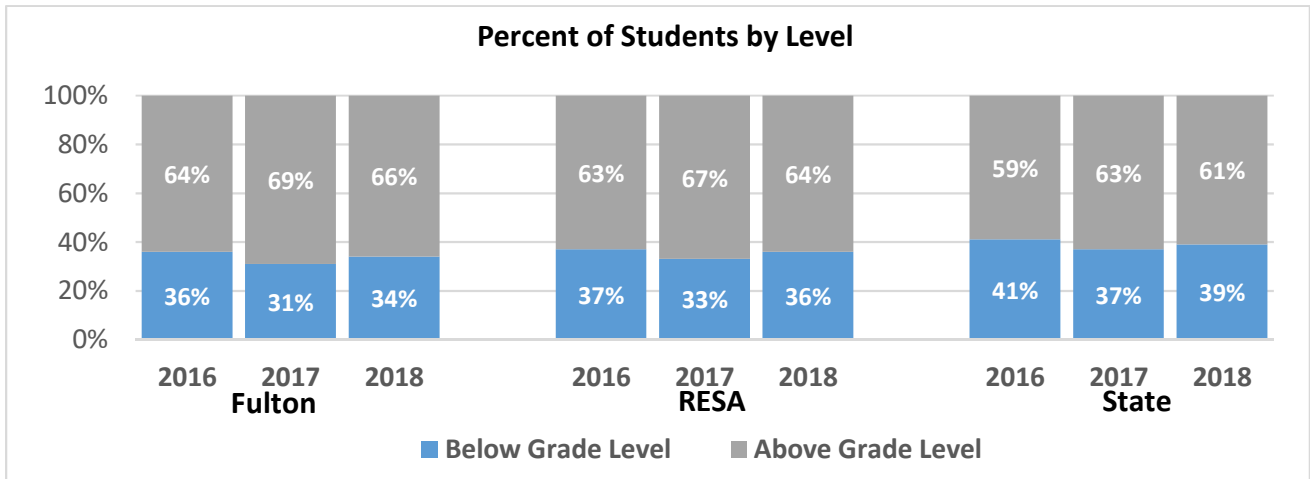


Grade 5

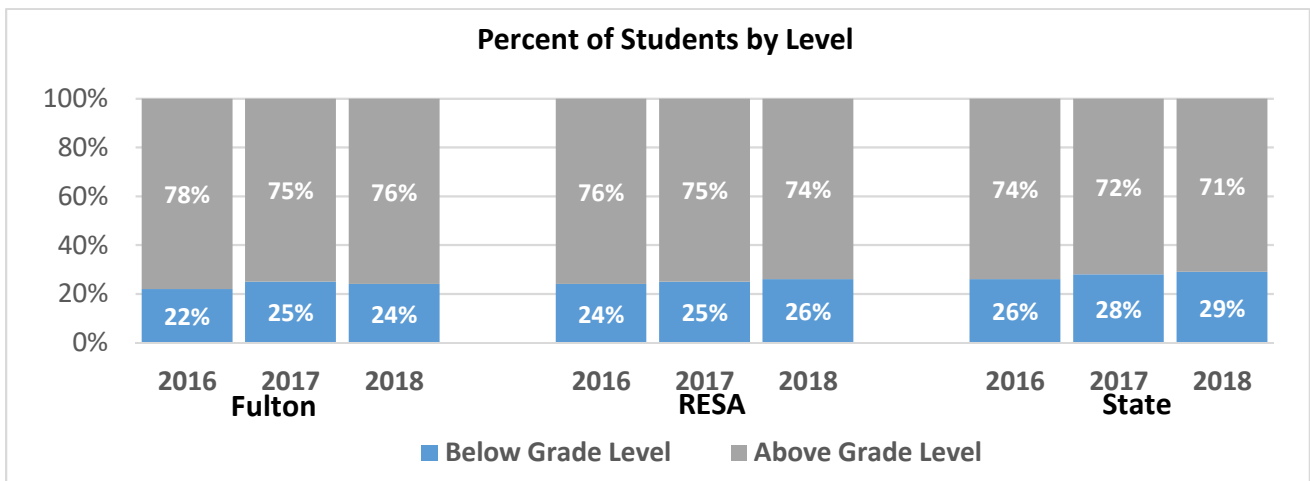


Fulton County Schools End of Grade Reading Levels Spring 2018 Administration

Grade 6



Grade 7



Grade 8

